

San Juan Villicum Circuit 4.276 m

1 / 2

Motul Argentinean Round, 15-17 October 2021

Results Race 1

Laps 21 = 89,796 Km - Time of Race 34'29.479 - Avg. 156,206 km/h

Pos	Grid	No. Rider	Nat	Team	Bike	Class	LL	Gap	Rel.	Fastest Lap	Speed	Qualifying	Speed
1	2	54 T. RAZGATLIOGLU	TUR	Pata Yamaha with Brixx WorldSBK	Yamaha YZF R1		21			1'38.052	310,5	1'37.800	308,7
2	5	1 J. REA	GBR	Kawasaki Racing Team WorldSBK	Kawasaki ZX-10RR		21	5.295	5.295	1'38.354	310,5	1'38.092	310,5
3	9	21 M. RINALDI	ITA	Aruba.it Racing - Ducati	Ducati Panigale V4 R		21	9.417	4.122	1'38.228	312,3	1'38.342	315,9
4	4	22 A. LOWES	GBR	Kawasaki Racing Team WorldSBK	Kawasaki ZX-10RR		21	12.808	3.391	1'38.709	309,6	1'38.034	307,8
5	3	47 A. BASSANI	ITA	Motocorsa Racing	Ducati Panigale V4 R	IND	21	13.980	1.172	1'38.608	312,3	1'37.838	310,5
6	7	60 M. VAN DER MARK	NED	BMW Motorrad WorldSBK Team	BMW M 1000 RR		21	15.007	1.027	1'38.640	308,7	1'38.298	307,0
7	8	31 G. GERLOFF	USA	GRT Yamaha WorldSBK Team	Yamaha YZF R1	IND	21	16.876	1.869	1'38.279	312,3	1'38.337	309,6
8	6	55 A. LOCATELLI	ITA	Pata Yamaha with Brixx WorldSBK	Yamaha YZF R1		21	19.265	2.389	1'38.945	309,6	1'38.221	308,7
9	1	45 S. REDDING	GBR	Aruba.it Racing - Ducati	Ducati Panigale V4 R		21	27.176	7.911	1'38.512	311,4	1'37.617	312,3
10	10	91 L. HASLAM	GBR	Team HRC	Honda CBR1000 RR-R		21	31.571	4.395	1'39.318	311,4	1'38.456	312,3
11	18	53 T. RABAT	ESP	Kawasaki Puccetti Racing	Kawasaki ZX-10RR	IND	21	34.474	2.903	1'39.006	307,8	1'39.516	308,7
12	13	7 C. DAVIES	GBR	Team GoEleven	Ducati Panigale V4 R	IND	21	36.241	1.767	1'38.925	315,0	1'38.592	313,2
13	12	50 E. LAVERTY	IRL	BMW Motorrad WorldSBK Team	BMW M 1000 RR		21	37.072	0.831	1'39.517	309,6	1'38.517	309,6
14	16	76 S. CAVALIERI	ITA	Barni Racing Team	Ducati Panigale V4 R	IND	21	41.103	4.031	1'39.249	307,8	1'38.902	307,8
15	17	3 K. NOZANE	JPN	GRT Yamaha WorldSBK Team	Yamaha YZF R1	IND	21	43.220	2.117	1'39.911	305,2	1'39.328	302,7
16	14	36 L. MERCADO	ARG	MIE Racing Honda Racing	Honda CBR1000 RR-R	IND	21	48.516	5.296	1'40.056	302,7	1'38.669	301,8
17	19	23 C. PONSSON	FRA	Gil Motor Sport-Yamaha	Yamaha YZF R1	IND	21	53.695	5.179	1'40.241	305,2	1'40.972	302,7
18	21	39 M. SOLORZA	ARG	OUTDO TPR Team Pedercini Racing	Kawasaki ZX-10RR	IND	21	1'39.426	45.731	1'42.287	292,1	1'42.494	287,4
19	20	4 L. RIBODINO	ARG	OUTDO TPR Team Pedercini Racing	Kawasaki ZX-10RR	IND	20	1 Lap	1 Lap	1'42.134	299,3	1'41.915	299,3
-----Not Classified-----													
RET	11	32 I. VINALES	ESP	Orelac Racing VerdNatura	Kawasaki ZX-10RR	IND	8	13 Laps		1'39.929	300,2	1'38.506	302,7
RET	15	19 A. BAUTISTA	ESP	Team HRC	Honda CBR1000 RR-R		2	19 Laps		1'39.803	308,7	1'38.860	315,9

AIR	Humidity:	15%	Temp:	25°C
TRACK	Condition:	Dry	Temp:	45°C

Records	Pole (SP)	2021	S.Redding	1'37.617	157,69 Km/h
	Race (SPRC)	2019	J.Rea	1'37.462	157,94 Km/h
	All Times (FP3)	2021	T.Razgatlouglu	1'37.239	158,31 Km/h
Race Fastest Lap		Lap 2	T.Razgatlouglu	1'38.052	156,99 Km/h

LAP LEADERS				
No. Rider	From	To	Laps	Total
54 T. RAZGATLIOGLU	1	21	21	0

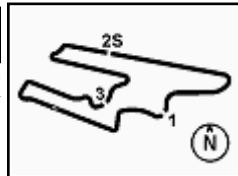
TOTAL LEADER LAPS	
No. Rider	Laps
54 T. RAZGATLIOGLU	213
1 J. REA	162
45 S. REDDING	130
21 M. RINALDI	46
55 A. LOCATELLI	10
60 M. VAN DER MARK	7
47 A. BASSANI	3

Start 16/10/2021 15:00 End 15:37 The results are provisional until the end of the time limit for protests and appeals and the completion of the technical checks.

These data/results cannot be reproduced, stored and/or transmitted in whole or in part by any manner of electronic, mechanical, photocopying, recording, broadcasting or otherwise now known or herein after developed without the previous express consent by the copyright owner, except for reproduction in daily press and regular printed publications on sale to the public within 60 days of the event related to those data/results and always provided that copyright symbol appears together as follows below.

© DORNA WSBK ORGANIZATION Srl 2021





Motul Argentinean Round, 15-17 October 2021 Results Race 1

Race Highlights

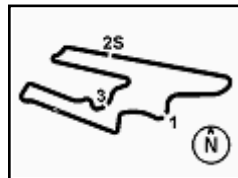
Time	No. Rider	Description
14.57.54		Warm-up Lap Start
15.00.30		Start
15.00.51	45 Redding	Crashed - Turn 1
15.01.01	45 Redding	Re-joined
15.01.54		No Jump Start
15.04.28	19 Bautista	Crashed - Turn 4
15.04.50	32 Vinales	On the Gravel - Re-Joined - Turn 7
15.05.15	19 Bautista	Not Actively Competing
15.14.09	32 Vinales	Entered Pits
15.15.07	32 Vinales	Retired
15.23.35		2/3 of Race Distance Completed
15.34.15	76 Cavalieri	On the Gravel - Re-Joined
15.35.32		Podium Confirmed
15.37.21		End Of Session

16/10/2021 Start End The results are provisional until the end of the time limit for protests and appeals and the completion of the technical checks.

These data/results cannot be reproduced, stored and/or transmitted in whole or in part by any manner of electronic, mechanical, photocopying, recording, broadcasting or otherwise now known or herein after developed without the previous express consent by the copyright owner, except for reproduction in daily press and regular printed publications on sale to the public within 60 days of the event related to those data/results and always provided that copyright symbol appears together as follows below.

© DORNA WSBK ORGANIZATION Srl 2021




Motul Argentinean Round, 15-17 October 2021
Championship Standings

San Juan Villicum Circuit 4.276 m

1 / 3

Points	Points From First	Points From Previous	May		June		July		August		September		October		November	
			ARAGON	ESTORIL	MISANO	DONINGTON	ASSEN	MOST	NAVARRA	MAGNY-COURS	BARCELONA	JEREZ	PORTIMAO	VILLICUM	MANDALIKA	
1	RAZGATLIOGLU Toprak (TUR)	503	16 4	10 9	20 9	25 25	25 4	25 7	20 12	16 7	25 9	25 9	20 9	25 4	25	
2	REA Jonathan (GBR)	474	25 12	20 12	16 7	25 20	16 12	25 12	25 7	16 9	20 20	13 12	10 12	20 11	25 20	
3	REDDING Scott (GBR)	431	72 2	43 7	25 6	13 13	13 13	20 5	20 9	25 12	20 4	16 16	25 16	16 20	20 9	7
4	RINALDI Michael Ruben (ITA)	265	238 9	166 11	25 5	20 12	25 4	8 8	13 9	11 6	6 9	13 9	9 5	16 9	25 13	9 16
5	LOCATELLI Andrea (ITA)	257	246 6	8 7	6 11	7 7	7 1	7 1	5 11	16 16	13 13	13 6	13 6	4 11	13 13	16 8
6	VAN DER MARK Michael (NED)	221	282 5	36 11	9 10	6 6	6 11	6 11	13 13	10 10	9 9	7 7	11 8	11 7	9 8	8 10
7	LOWES Alex (GBR)	212	291 9	9 4	13 4	11 5	10 10	16 10	9 4	3 3	10 10	11 5	7 7	10 6	7	13
8	GERLOFF Garrett (USA)	202	301 7	10 6	13 6	4 2	11 11	9 5	20 10	10 2	8 4	7 1	5 7	9 2	6 6	10 11
9	BASSANI Axel (ITA)	180	323 4	22 2	5 5	9 9	9 4	6 6	3 7	6 7	11 2	8 6	8 5	20 4	8 10	9 7
10	BAUTISTA Alvaro (ESP)	174	329 3	6 8	9 9	10 8	8 8	6 6	11 11	9 9	6 6	8 8	10 10	7 13	11 16	5
11	SYKES Tom (GBR)	167	336 10	7 13	2 8	8 4	8 4	13 16	9 1	7 7	7 7	10 11	7 6	8		
12	HASLAM Leon (GBR)	129	374 8	38 4	4 4	2	2	10 7	7 6	8 8	6 5	3	6 1	9 5	5 4	11 8
13	DAVIES Chaz (GBR)	124	379 11	5 6	10 20	1	5	9 9	7 13	4	4	3	9 11	6		4
14	BAZ Loris (FRA)	53	450 2	71 6										10 7	16 13	7
15	NOZANE Kohta (JPN)	52	451 2	1 4	3 3	3 3			4 2	2 2	5	2	5 6	3	2 3	1
16	RABAT Tito (ESP)	46	457 1	6 7	6 6	1 2	2	2	5	3	4 5	2 1			3	5
17	MAHIAS Lucas (FRA)	44	459 1	2 6	3 2	5 5	7 4	3			2	3	3			
18	LAVERTY Eugene (IRL)	40	463 3	4 3	7 2	1	3 1	1						4 5	7 6	3
19	VINALES Isaac (ESP)	32	471 3	8 3	1		1	5 2	4			1	2 1		5 4	
20	PONSSON Christophe (FRA)	31	472 1	1					5 1	1 3	3 4	3 4	3 1	1	6 2	
21	MERCADO Leandro (ARG)	25	478 4	6 8				4 3			1		1 2	1	8 5	
22	FOLGER Jonas (GER)	21	482 12	4 491							2 4			2 3	1 1	
23	CAVALIERI Samuele (ITA)	12	491 6	9 497						6			4	2	4	2
24	FRITZ Marvin (GER)	6	497 3	3 500				3								
25	CRESSON Loris (BEL)	3	500 2	3 501				2								
26	MANTOVANI Andrea (ITA)	2	501 1													

16/10/2021

These data/results cannot be reproduced, stored and/or transmitted in whole or in part by any manner of electronic, mechanical, photocopying, recording, broadcasting or otherwise now known or herein after developed without the previous express consent by the copyright owner, except for reproduction in daily press and regular printed publications on sale to the public within 60 days of the event related to those data/results and always provided that copyright symbol appears together as follows below.

© DORNA WSBK ORGANIZATION Srl 2021

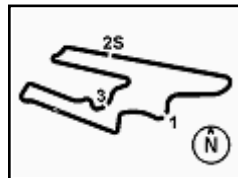
FICR PERUGIA TIMING



Official Tyre Supplier



Official Timekeeper



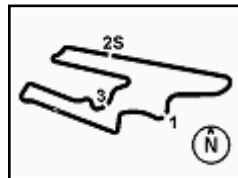
	Points	Points From First	Points From Previous	May	May	June	July	July	August	August	September	September	September	October	October	November		
				ARAGON	ESTORIL	MISANO	DONINGTON	ASSEN	MOST	NAVARRA	MAGNY-COURS	BARCELONA	JEREZ	PORTIMAO	VILLICUM	MANDALIKA		
27 MOSSEY Luke (GBR)	2	501	0				2											

16/10/2021

These data/results cannot be reproduced, stored and/or transmitted in whole or in part by any manner of electronic, mechanical, photocopying, recording, broadcasting or otherwise now known or herein after developed without the previous express consent by the copyright owner, except for reproduction in daily press and regular printed publications on sale to the public within 60 days of the event related to those data/results and always provided that copyright symbol appears together as follows below.

© DORNA WSBK ORGANIZATION Srl 2021





Motul Argentinean Round, 15-17 October 2021
Championship Standings

San Juan Villicum Circuit 4.276 m

3 / 3

Points	Points From First	Points From Previous	May	May	June	July	July	August	August	September	September	September	October	October	November			
			ARAGON	ESTORIL	MISANO	DONINGTON	ASSEN	MOST	NAVARRA	MAGNY-COURS	BARCELONA	JEREZ	PORTIMAO	VILLICUM	MANDALIKA			
Independent Riders																		
1	GERLOFF Garrett (USA)	202	7 9 7	13 6	4 11 2	9 20 5	10 2	10 8 4	7 1	5 7	9 2	6 6	10 11 2	9				
2	BASSANI Axel (ITA)	180 22	4 2	5 5	9 9 4	6 3	6 7	11 2	8 6	8 5	20 8 4	8 10	9 7 3	11				
3	DAVIES Chaz (GBR)	124 78 56	11 6	10 20 1		5 9 2	7 13 1	4	3	9 11 2	6			4				
4	BAZ Loris (FRA)	53 149 71										10 7	16 13 7					
5	NOZANE Kohta (JPN)	52 150 1	2 4 1	1 3	3 3			4 2 2	5	2	5 6	3	2 3 1					
6	RABAT Tito (ESP)	46 156 6		7 6	1 2	2	5	3	4 5	2 1			3 5					
7	MAHIAS Lucas (FRA)	44 158 2	1 6	3 2	5 5	7 4 3			2	3 3								
8	VINALES Isaac (ESP)	32 170 12	3 3	1		1	5 2	4		1	2 1		5 4					
9	PONSSON Christophe (FRA)	31 171 1	1					5 1	1 3	3 4	3 1		6 2					
10	MERCADO Leandro (ARG)	25 177 6					4 3		1		1 2	1	8 5					
11	FOLGER Jonas (GER)	21 181 4	8						2 4			2 3	1 1					
12	LAVERTY Eugene (IRL)	14 188 7		7 2	1 3 1													
13	CAVALIERI Samuele (ITA)	12 190 2									4	2 4	2					
14	FRITZ Marvin (GER)	6 196 6						6										
15	CRESSON Loris (BEL)	3 199 3					3											
16	MANTOVANI Andrea (ITA)	2 200 1					2											
17	MOSSEY Luke (GBR)	2 200 0				2												

16/10/2021

These data/results cannot be reproduced, stored and/or transmitted in whole or in part by any manner of electronic, mechanical, photocopying, recording, broadcasting or otherwise now known or herein after developed without the previous express consent by the copyright owner, except for reproduction in daily press and regular printed publications on sale to the public within 60 days of the event related to those data/results and always provided that copyright symbol appears together as follows below.

© DORNA WSBK ORGANIZATION Srl 2021

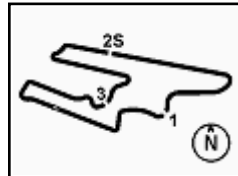
FICR PERUGIA TIMING



Official Tyre Supplier



Official Timekeeper



San Juan Villicum Circuit 4.276 m

1 / 4

Motul Argentinean Round, 15-17 October 2021

Lap Chart Race 1

Lap																					
	1	2	3	4	5	6	7	8	9	10	11	12	13	14	15	16	17	18	19	20	21
1	54	54	54	54	54	54	54	54	54	54	54	54	54	54	54	54	54	54	54	54	54
2	1	1	1	1	1	1	1	1	1	1	1	1	1	1	1	1	1	1	1	1	1
3	22	22	22	47	47	47	47	47	47	47	47	21	21	21	21	21	21	21	21	21	21
4	55	47	47	22	22	22	22	22	22	22	22	21	47	47	47	47	47	22	22	22	22
5	47	55	55	55	55	55	55	21	21	21	22	22	22	22	22	22	22	47	47	47	47
6	21	21	21	21	21	21	21	55	55	55	60	60	60	60	60	60	60	60	60	60	60
7	60	60	60	60	60	60	60	60	60	55	55	55	55	55	55	55	55	55	31	31	31
8	91	91	91	91	50	50	50	50	31	31	31	31	31	31	31	31	31	31	55	55	55
9	50	50	50	50	91	31	31	31	91	91	91	91	91	91	91	91	91	91	45	45	45
10	19	19	31	31	31	91	91	91	50	50	50	50	50	45	45	45	45	91	91	91	91
11	31	31	53	76	76	76	76	76	76	76	76	76	76	76	45	76	76	76	76	76	53
12	36	36	76	53	53	53	53	53	7	7	7	7	7	7	76	50	50	53	53	53	7
13	3	53	36	7	7	7	7	7	53	53	53	53	53	45	7	7	53	50	50	50	50
14	53	3	3	3	3	3	3	3	3	45	45	45	45	53	53	53	7	7	7	7	76
15	76	76	7	36	36	36	36	36	45	3	3	3	3	3	3	3	3	3	3	3	3
16	7	7	23	23	23	23	23	45	36	36	36	36	36	36	36	36	36	36	36	36	36
17	23	23	4	45	45	45	45	23	23	23	23	23	23	23	23	23	23	23	23	23	23
18	32	32	39	4	4	4	39	39	39	39	39	39	39	39	39	39	39	39	39	39	39
19	4	4	45	39	39	39	4	4	4	4	4	4	4	4	4	4	4	4	4	4	4
20	39	39	32	32	32	32	32	32													
21	45	45																			

Final Result			
1	54	T. RAZGATLIOGLU	Laps 21
2	1	J. REA	5.295
3	21	M. RINALDI	9.417
4	22	A. LOWES	12.808
5	47	A. BASSANI	13.980
6	60	M. VAN DER MARK	15.007
7	31	G. GERLOFF	16.876
8	55	A. LOCATELLI	19.265
9	45	S. REDDING	27.176
10	91	L. HASLAM	31.571
11	53	T. RABAT	34.474
12	7	C. DAVIES	36.241
13	50	E. LAVERTY	37.072
14	76	S. CAVALIERI	41.103
15	3	K. NOZANE	43.220
16	36	L. MERCADO	48.516
17	23	C. PONSSON	53.695
18	39	M. SOLORZA	1'39.426
19	4	L. RIBODINO	1 Lap
RET	32	I. VINALES	13 Laps
RET	19	A. BAUTISTA	19 Laps

16/10/2021

These data/results cannot be reproduced, stored and/or transmitted in whole or in part by any manner of electronic, mechanical, photocopying, recording, broadcasting or otherwise now known or herein after developed without the previous express consent by the copyright owner, except for reproduction in daily press and regular printed publications on sale to the public within 60 days of the event related to those data/results and always provided that copyright symbol appears together as follows below.

© DORNA WSBK ORGANIZATION Srl 2021

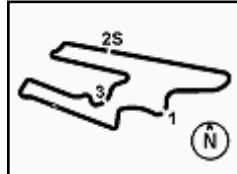
FICR PERUGIA TIMING



Official Tyre Supplier



Official Timekeeper



Motul Argentinean Round, 15-17 October 2021

Lap Chart Race 1

2 / 4
Lap 1

1	54	T.Razgatioglu	1'40.979
2	1	J.Rea	0.452
3	22	A.Lowes	1.409
4	55	A.Locatelli	1.746
5	47	A.Bassani	1.879
6	21	M.Rinaldi	2.434
7	60	M.van der Mark	2.723
8	91	L.Haslam	3.270
9	50	E.Lavery	3.433
10	19	A.Bautista	4.431
11	31	G.Gerloff	4.498
12	36	L.Mercado	4.626
13	3	K.Nozone	5.071
14	53	T.Rabat	5.240
15	76	S.Cavaliere	5.551
16	7	C.Davies	5.783
17	23	C.Ponsson	6.314
18	32	I.Vinales	6.405
19	4	L.Ribodino	7.412
20	39	M.Solorza	7.735
21	45	S.Redding	15.621

Lap 2

1	54	T.Razgatioglu	3'19.031
2	1	J.Rea	1.084
3	22	A.Lowes	2.442
4	47	A.Bassani	2.940
5	55	A.Locatelli	3.452
6	21	M.Rinaldi	3.882
7	60	M.van der Mark	4.383
8	91	L.Haslam	4.981
9	50	E.Lavery	5.484
10	19	A.Bautista	6.182
11	31	G.Gerloff	6.372
12	36	L.Mercado	6.899
13	53	T.Rabat	7.234
14	3	K.Nozone	7.524
15	76	S.Cavaliere	7.798
16	7	C.Davies	8.017
17	23	C.Ponsson	9.069
18	32	I.Vinales	9.177
19	4	L.Ribodino	12.007
20	39	M.Solorza	12.401
21	45	S.Redding	16.480

Lap 3

1	54	T.Razgatioglu	4'57.196
2	1	J.Rea	1.732
3	22	A.Lowes	3.199
4	47	A.Bassani	3.465
5	55	A.Locatelli	4.277
6	21	M.Rinaldi	5.201
7	60	M.van der Mark	5.441
8	91	L.Haslam	6.442
9	50	E.Lavery	6.836
10	31	G.Gerloff	7.779
11	53	T.Rabat	9.485
12	76	S.Cavaliere	10.007
13	36	L.Mercado	10.202
14	3	K.Nozone	10.285
15	7	C.Davies	10.324
16	23	C.Ponsson	11.961
17	4	L.Ribodino	15.976
18	39	M.Solorza	16.821
19	45	S.Redding	17.457
20	32	I.Vinales	29.444

Lap 4

1	54	T.Razgatioglu	6'35.534
2	1	J.Rea	2.038
3	47	A.Bassani	3.735
4	22	A.Lowes	4.351
5	55	A.Locatelli	4.969

6	21	M.Rinaldi	6.068
7	60	M.van der Mark	6.280
8	91	L.Haslam	7.945
9	50	E.Lavery	8.113
10	31	G.Gerloff	9.012
11	76	S.Cavaliere	11.301
12	53	T.Rabat	11.800
13	7	C.Davies	12.346
14	3	K.Nozone	12.884
15	36	L.Mercado	13.405
16	23	C.Ponsson	14.364
17	45	S.Redding	18.658
18	4	L.Ribodino	20.262
19	39	M.Solorza	20.858
20	32	I.Vinales	31.045

Lap 5

1	54	T.Razgatioglu	8'14.002
2	1	J.Rea	2.228
3	47	A.Bassani	4.445
4	22	A.Lowes	4.963
5	55	A.Locatelli	5.778
6	21	M.Rinaldi	6.802
7	60	M.van der Mark	7.011
8	50	E.Lavery	9.359
9	91	L.Haslam	9.951
10	31	G.Gerloff	10.037
11	76	S.Cavaliere	12.305
12	53	T.Rabat	13.352
13	7	C.Davies	13.633
14	3	K.Nozone	14.855
15	36	L.Mercado	15.189
16	23	C.Ponsson	16.377
17	45	S.Redding	18.947
18	4	L.Ribodino	24.606
19	39	M.Solorza	24.677
20	32	I.Vinales	32.506

Lap 6

1	54	T.Razgatioglu	9'52.388
2	1	J.Rea	2.196
3	47	A.Bassani	4.854
4	22	A.Lowes	5.429
5	55	A.Locatelli	6.363
6	21	M.Rinaldi	7.286
7	60	M.van der Mark	7.765
8	50	E.Lavery	10.611
9	31	G.Gerloff	11.008
10	91	L.Haslam	11.459
11	76	S.Cavaliere	13.375
12	53	T.Rabat	14.756
13	7	C.Davies	15.101
14	3	K.Nozone	16.407
15	36	L.Mercado	17.422
16	23	C.Ponsson	18.232
17	45	S.Redding	19.797
18	4	L.Ribodino	28.898
19	39	M.Solorza	29.057
20	32	I.Vinales	34.592

Lap 7

1	54	T.Razgatioglu	11'30.451
2	1	J.Rea	2.670
3	47	A.Bassani	5.938
4	22	A.Lowes	6.293
5	55	A.Locatelli	7.409
6	21	M.Rinaldi	7.807
7	60	M.van der Mark	8.698
8	50	E.Lavery	12.210
9	31	G.Gerloff	12.407
10	91	L.Haslam	13.013
11	76	S.Cavaliere	14.854
12	53	T.Rabat	16.595
13	7	C.Davies	16.815
14	3	K.Nozone	18.735

15	36	L.Mercado	19.935
16	23	C.Ponsson	20.732
17	45	S.Redding	21.066
18	39	M.Solorza	34.934
19	4	L.Ribodino	35.352
20	32	I.Vinales	36.731

Lap 8

1	54	T.Razgatioglu	13'08.911
2	1	J.Rea	2.931
3	47	A.Bassani	6.507
4	22	A.Lowes	7.265
5	21	M.Rinaldi	7.902
6	55	A.Locatelli	8.811
7	60	M.van der Mark	9.282
8	50	E.Lavery	13.518
9	31	G.Gerloff	13.831
10	91	L.Haslam	14.228
11	76	S.Cavaliere	15.926
12	53	T.Rabat	17.979
13	7	C.Davies	18.336
14	3	K.Nozone	20.653
15	36	L.Mercado	21.857
16	45	S.Redding	21.963
17	23	C.Ponsson	24.051
18	39	M.Solorza	39.774
19	4	L.Ribodino	41.149
20	32	I.Vinales	51.771

Lap 9

1	54	T.Razgatioglu	14'47.171
2	1	J.Rea	3.340
3	47	A.Bassani	6.921
4	22	A.Lowes	7.927
5	21	M.Rinaldi	8.476
6	55	A.Locatelli	10.111
7	60	M.van der Mark	10.287
8	31	G.Gerloff	14.765
9	91	L.Haslam	15.780
10	50	E.Lavery	16.129
11	76	S.Cavaliere	17.395
12	7	C.Davies	19.508
13	53	T.Rabat	19.961
14	3	K.Nozone	22.451
15	45	S.Redding	22.575
16	36	L.Mercado	24.742
17	23	C.Ponsson	26.566
18	39	M.Solorza	44.731
19	4	L.Ribodino	46.116

Lap 10

1	54	T.Razgatioglu	16'25.350
2	1	J.Rea	4.001
3	47	A.Bassani	7.709
4	22	A.Lowes	8.457
5	21	M.Rinaldi	8.718
6	55	A.Locatelli	11.208
7	60	M.van der Mark	11.328
8	31	G.Gerloff	15.275
9	91	L.Haslam	17.047
10	50	E.Lavery	17.784
11	76	S.Cavaliere	18.644
12	7	C.Davies	20.603
13	53	T.Rabat	21.489
14	45	S.Redding	23.239
15	3	K.Nozone	24.599
16	36	L.Mercado	26.619
17	23	C.Ponsson	29.094
18	39	M.Solorza	49.416
19	4	L.Ribodino	50.800

Lap 11

1	54	T.Razgatioglu	18'03.648
2	1	J.Rea	4.341

Lap 12

1	54	T.Razgatioglu	19'41.894
2	1	J.Rea	4.454
3	21	M.Rinaldi	8.797
4	47	A.Bassani	9.486
5	22	A.Lowes	9.813
6	60	M.van der Mark	12.787
7	55	A.Locatelli	13.581
8	31	G.Gerloff	16.230
9	91	L.Haslam	19.297
10	50	E.Lavery	20.792
11	76	S.Cavaliere	20.932
12	7	C.Davies	22.462
13	53	T.Rabat	23.189
14	45	S.Redding	23.876
15	3	K.Nozone	27.973
16	36	L.Mercado	30.383
17	23	C.Ponsson	34.053
18	39	M.Solorza	58.599
19	4	L.Ribodino	59.475

Lap 13

1	54	T.Razgatioglu	21'20.200
2	1	J.Rea	4.516
3	21	M.Rinaldi	8.915
4	47	A.Bassani	9.981
5	22	A.Lowes	10.361
6	60	M.van der Mark	13.441
7	55	A.Locatelli	14.220
8	31	G.Gerloff	16.661
9	91	L.Haslam	20.451
10	50	E.Lavery	22.403
11	76	S.Cavaliere	22.530
12	7	C.Davies	23.363
13	53	T.Rabat	24.010
14	45	S.Redding	24.313
15	3	K.Nozone	29.904
16	36	L.Mercado	32.283
17	23	C.Ponsson	36.483
18	39	M.Solorza	1'02.996
19	4	L.Ribodino	1'03.907

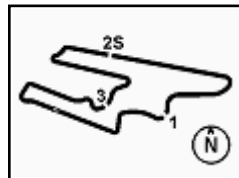
Lap 14

1	54	T.Razgatioglu	22'59.013
2	1	J.Rea	4.430
3	21	M.Rinaldi	8.422
4	47	A.Bassani	10.162
5	22	A.Lowes	10.504
6	60	M.van der Mark	13.813
7	55	A.Locatelli	15.040
8	31	G.Gerloff	16.997
9	91	L.Haslam	21.651
10	50	E.Lavery	23.565
11	76	S.Cavaliere	23.755
12	7	C.Davies	24.707
13	45	S.Redding	24.441
14	53	T.Rabat	24.918

16/10/2021

These data/results cannot be reproduced, stored and/or transmitted in whole or in part by any manner of electronic, mechanical, photocopying, recording, broadcasting or otherwise now known or herein after developed without the previous express consent by the copyright owner, except for reproduction in daily press and regular printed publications on sale to the public within 60 days of the event related to those data/results and always provided that copyright symbol appears together as follows below.

© DORNA WSBK ORGANIZATION Srl 2021



Motul Argentinean Round, 15-17 October 2021

Lap Chart Race 1

San Juan Villicum Circuit 4.276 m

3 / 4

15	3	K.Nozane	31.225	5	47	A.Bassani	13.238	17	23	C.Ponsson	53.695
16	36	L.Mercado	33.795	6	60	M.van der Mark	15.511	18	39	M.Solorza	1'39.426
17	23	C.Ponsson	39.010	7	55	A.Locatelli	17.843				
18	39	M.Solorza	1'07.338	8	31	G.Gerloff	18.008				
19	4	L.Ribodino	1'07.953	9	91	L.Haslam	27.262				

Lap 15

1	54	T.Razgatioglu	24'37.564	10	45	S.Redding	27.302
2	1	J.Rea	4.245	11	76	S.Cavallieri	31.433
3	21	M.Rinaldi	8.230	12	53	T.Rabat	32.459
4	47	A.Bassani	10.837	13	50	E.Laverty	32.992
5	22	A.Lowes	11.017	14	7	C.Davies	33.393
6	60	M.van der Mark	13.996	15	3	K.Nozane	38.615
7	55	A.Locatelli	15.684	16	36	L.Mercado	42.339
8	31	G.Gerloff	17.318	17	23	C.Ponsson	48.549
9	91	L.Haslam	22.903	18	39	M.Solorza	1'25.455
10	50	E.Laverty	25.590	19	4	L.Ribodino	1'31.049

Lap 19

1	54	T.Razgatioglu	31'11.265	11	76	S.Cavallieri	32.843
2	1	J.Rea	5.361	12	53	T.Rabat	33.584
3	21	M.Rinaldi	8.911	13	50	E.Laverty	34.498
4	22	A.Lowes	13.191	14	7	C.Davies	34.680
5	47	A.Bassani	13.574	15	3	K.Nozane	40.291
6	60	M.van der Mark	15.605	16	36	L.Mercado	44.457
7	31	G.Gerloff	18.135	17	23	C.Ponsson	50.680
8	55	A.Locatelli	19.126	18	39	M.Solorza	1'30.257
9	45	S.Redding	27.372	19	4	L.Ribodino	
10	91	L.Haslam	28.703				

Lap 20

1	54	T.Razgatioglu	32'49.975	11	76	S.Cavallieri	34.247
2	1	J.Rea	5.480	12	53	T.Rabat	34.428
3	21	M.Rinaldi	9.143	13	50	E.Laverty	35.946
4	22	A.Lowes	13.238	14	7	C.Davies	36.073
5	47	A.Bassani	14.020	15	3	K.Nozane	41.654
6	60	M.van der Mark	15.561	16	36	L.Mercado	46.761
7	31	G.Gerloff	17.704	17	23	C.Ponsson	52.585
8	55	A.Locatelli	19.552	18	39	M.Solorza	1'35.274
9	45	S.Redding	27.513	19	4	L.Ribodino	
10	91	L.Haslam	30.325				

Lap 17

1	54	T.Razgatioglu	27'54.161	11	76	S.Cavallieri	29.915
2	1	J.Rea	4.786	12	53	T.Rabat	30.520
3	21	M.Rinaldi	8.387	13	53	T.Rabat	30.684
4	47	A.Bassani	12.146	14	7	C.Davies	32.015
5	22	A.Lowes	12.378	15	3	K.Nozane	37.262
6	60	M.van der Mark	15.255	16	36	L.Mercado	40.263
7	55	A.Locatelli	17.306	17	23	C.Ponsson	46.473
8	31	G.Gerloff	17.858	18	39	M.Solorza	1'20.466
9	91	L.Haslam	26.014	19	4	L.Ribodino	1'25.374
10	45	S.Redding	26.926				

Lap 21

1	54	T.Razgatioglu	34'29.479	12	7	C.Davies	36.241
2	1	J.Rea	5.295	13	50	E.Laverty	37.072
3	21	M.Rinaldi	9.417	14	76	S.Cavallieri	41.103
4	22	A.Lowes	12.808	15	3	K.Nozane	43.220
5	47	A.Bassani	13.980	16	36	L.Mercado	48.516
6	60	M.van der Mark	15.007				
7	31	G.Gerloff	16.876				
8	55	A.Locatelli	19.265				
9	45	S.Redding	27.176				
10	91	L.Haslam	31.571				

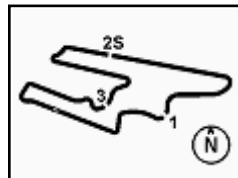
Lap 18

1	54	T.Razgatioglu	29'32.719				
2	1	J.Rea	4.931				
3	21	M.Rinaldi	8.690				
4	22	A.Lowes	12.832				

16/10/2021

These data/results cannot be reproduced, stored and/or transmitted in whole or in part by any manner of electronic, mechanical, photocopying, recording, broadcasting or otherwise now known or herein after developed without the previous express consent by the copyright owner, except for reproduction in daily press and regular printed publications on sale to the public within 60 days of the event related to those data/results and always provided that copyright symbol appears together as follows below.

© DORNA WSBK ORGANIZATION Srl 2021


Motul Argentinean Round, 15-17 October 2021
Lap Chart Race 1

San Juan Villicum Circuit 4.276 m

4 / 4

Race Pace Comparison

	54 Raz	1 Rea	21 Rin	22 Low	47 Bas	60 vdM	31 Ger	55 Loc	45 Red	91 Has	53 Rab	7 Dav	50 Lav	76 Cav
1	1'40.979	1'41.431	1'43.413	1'42.388	1'42.858	1'43.702	1'45.477	1'42.725	1'56.600	1'44.249	1'46.219	1'46.762	1'44.412	1'46.530
2	1'38.052	1'38.684	1'39.500	1'39.085	1'39.113	1'39.712	1'39.926	1'39.758	1'38.911	1'39.763	1'40.046	1'40.286	1'40.103	1'40.299
3	1'38.165	1'38.813	1'39.484	1'38.922	1'38.690	1'39.223	1'39.572	1'38.990	1'39.142	1'39.626	1'40.416	1'40.472	1'39.517	1'40.374
4	1'38.338	1'38.644	1'39.205	1'39.490	1'38.608	1'39.177	1'39.571	1'39.030	1'39.539	1'39.841	1'40.653	1'40.360	1'39.615	1'39.632
5	1'38.468	1'38.658	1'39.202	1'39.080	1'39.178	1'39.199	1'39.493	1'39.277	1'38.757	1'40.474	1'40.020	1'39.755	1'39.714	1'39.472
6	1'38.386	1'38.354	1'38.870	1'38.852	1'38.795	1'39.140	1'39.357	1'38.971	1'39.236	1'39.894	1'39.790	1'39.854	1'39.638	1'39.456
7	1'38.063	1'38.537	1'38.584	1'38.927	1'39.147	1'38.996	1'39.462	1'39.109	1'39.332	1'39.617	1'39.902	1'39.777	1'39.662	1'39.542
8	1'38.460	1'38.721	1'38.555	1'39.432	1'39.029	1'39.044	1'39.884	1'39.862	1'39.357	1'39.675	1'39.844	1'39.981	1'39.768	1'39.532
9	1'38.260	1'38.669	1'38.834	1'38.922	1'38.674	1'39.265	1'39.194	1'39.560	1'38.872	1'39.812	1'40.242	1'39.432	1'40.871	1'39.729
10	1'38.179	1'38.840	1'38.421	1'38.709	1'38.967	1'39.220	1'38.689	1'39.276	1'38.843	1'39.446	1'39.707	1'39.274	1'39.834	1'39.428
11	1'38.298	1'38.638	1'38.228	1'39.156	1'39.065	1'39.177	1'38.744	1'39.719	1'38.512	1'39.476	1'39.238	1'38.925	1'39.649	1'39.249
12	1'38.246	1'38.359	1'38.395	1'38.744	1'39.256	1'38.826	1'38.755	1'39.198	1'38.669	1'39.318	1'39.006	1'39.478	1'39.903	1'39.583
13	1'38.306	1'38.368	1'38.424	1'38.854	1'38.801	1'38.960	1'38.737	1'38.945	1'38.743	1'39.460	1'39.127	1'39.207	1'39.917	1'39.904
14	1'38.813	1'38.727	1'38.320	1'38.956	1'38.994	1'39.185	1'39.149	1'39.633	1'38.941	1'40.013	1'39.721	1'39.857	1'39.975	1'40.038
15	1'38.551	1'38.366	1'38.359	1'39.064	1'39.226	1'38.734	1'38.872	1'39.195	1'39.750	1'39.803	1'40.212	1'40.599	1'40.576	1'40.800
16	1'38.253	1'38.575	1'38.402	1'38.900	1'38.879	1'38.924	1'38.505	1'39.163	1'39.040	1'39.908	1'40.775	1'40.810	1'41.122	1'40.399
17	1'38.344	1'38.563	1'38.352	1'39.058	1'39.027	1'38.932	1'38.632	1'39.056	1'38.843	1'39.800	1'39.927	1'41.347	1'40.405	1'40.109
18	1'38.558	1'38.703	1'38.861	1'39.012	1'39.650	1'38.814	1'38.708	1'39.095	1'38.934	1'39.806	1'40.333	1'39.936	1'41.030	1'40.076
19	1'38.546	1'38.976	1'38.767	1'38.905	1'38.882	1'38.640	1'38.673	1'39.829	1'38.616	1'39.987	1'39.671	1'39.833	1'40.052	1'39.956
20	1'38.710	1'38.829	1'38.942	1'38.757	1'39.156	1'38.666	1'38.279	1'39.136	1'38.851	1'40.332	1'39.554	1'40.103	1'40.158	1'40.114
21	1'39.504	1'39.319	1'39.778	1'39.074	1'39.464	1'38.950	1'38.676	1'39.217	1'39.167	1'40.750	1'39.550	1'39.672	1'40.630	1'46.360

	3 Noz	36 Mer	23 Pon	39 Sol	4 Rib	32 Vin	19 Bau
1	1'46.050	1'45.605	1'47.293	1'48.714	1'48.391	1'47.384	1'45.410
2	1'40.505	1'40.325	1'40.807	1'42.718	1'42.647	1'40.824	1'39.803
3	1'40.926	1'41.468	1'41.057	1'42.585	1'42.134	1'58.432	
4	1'40.937	1'41.541	1'40.741	1'42.375	1'42.624	1'39.939	
5	1'40.439	1'40.252	1'40.481	1'42.287	1'42.812	1'39.929	
6	1'39.938	1'40.619	1'40.241	1'42.766	1'42.678	1'40.472	
7	1'40.391	1'40.576	1'40.563	1'43.940	1'44.517	1'40.202	
8	1'40.378	1'40.382	1'41.779	1'43.300	1'44.257	1'53.500	
9	1'40.058	1'41.145	1'40.775	1'43.217	1'43.227		
10	1'40.327	1'40.056	1'40.707	1'42.864	1'42.863		
11	1'39.984	1'40.100	1'40.712	1'43.103	1'42.514		
12	1'39.934	1'40.208	1'40.791	1'42.624	1'42.705		
13	1'40.237	1'40.206	1'40.736	1'42.703	1'42.738		
14	1'40.134	1'40.325	1'41.340	1'43.155	1'42.859		
15	1'40.506	1'40.793	1'40.882	1'42.696	1'43.606		
16	1'40.349	1'40.406	1'40.748	1'42.766	1'44.547		
17	1'40.330	1'40.417	1'40.981	1'42.814	1'44.416		
18	1'39.911	1'40.634	1'40.634	1'43.547	1'44.233		
19	1'40.222	1'40.664	1'40.677	1'43.348	1'47.315		
20	1'40.073	1'41.014	1'40.615	1'43.727	1'47.497		
21	1'41.070	1'41.259	1'40.614	1'43.656			

16/10/2021

These data/results cannot be reproduced, stored and/or transmitted in whole or in part by any manner of electronic, mechanical, photocopying, recording, broadcasting or otherwise now known or herein after developed without the previous express consent by the copyright owner, except for reproduction in daily press and regular printed publications on sale to the public within 60 days of the event related to those data/results and always provided that copyright symbol appears together as follows below.

© DORNA WSBK ORGANIZATION Srl 2021

FICR PERUGIA TIMING


Official Tyre Supplier



Official Timekeeper

Motul Argentinean Round, 15-17 October 2021 Best Sectors & Speed Race 1

San Juan Villicum Circuit 4.276 m

RESULTS		
1	54 T. RAZGATLIOGLU	Yamaha YZF R1
2	1 J. REA	Kawasaki ZX-10RR
3	21 M. RINALDI	Ducati Panigale V4 R
4	22 A. LOWES	Kawasaki ZX-10RR
5	47 A. BASSANI	Ducati Panigale V4 R
6	60 M. VAN DER MARK	BMW M 1000 RR
7	31 G. GERLOFF	Yamaha YZF R1
8	55 A. LOCATELLI	Yamaha YZF R1
9	45 S. REDDING	Ducati Panigale V4 R
10	91 L. HASLAM	Honda CBR1000 RR-R
11	53 T. RABAT	Kawasaki ZX-10RR
12	7 C. DAVIES	Ducati Panigale V4 R
13	50 E. LAVERTY	BMW M 1000 RR
14	76 S. CAVALIERI	Ducati Panigale V4 R
15	3 K. NOZANE	Yamaha YZF R1
16	36 L. MERCADO	Honda CBR1000 RR-R
17	23 C. PONSSON	Yamaha YZF R1
18	39 M. SOLORZA	Kawasaki ZX-10RR
19	4 L. RIBODINO	Kawasaki ZX-10RR
RET	32 I. VINALES	Kawasaki ZX-10RR
RET	19 A. BAUTISTA	Honda CBR1000 RR-R
		Laps 21
		5.295
		9.417
		12.808
		13.980
		15.007
		16.876
		19.265
		27.176
		31.571
		34.474
		36.241
		37.072
		41.103
		43.220
		48.516
		53.695
		1'39.426
		1 Lap
		13 Laps
		19 Laps

SPEED		
1	7 C. DAVIES	Ducati Panigale V4 R
2	21 M. RINALDI	Ducati Panigale V4 R
3	31 G. GERLOFF	Yamaha YZF R1
4	47 A. BASSANI	Ducati Panigale V4 R
5	45 S. REDDING	Ducati Panigale V4 R
6	91 L. HASLAM	Honda CBR1000 RR-R
7	54 T. RAZGATLIOGLU	Yamaha YZF R1
8	1 J. REA	Kawasaki ZX-10RR
9	55 A. LOCATELLI	Yamaha YZF R1
10	22 A. LOWES	Kawasaki ZX-10RR
11	50 E. LAVERTY	BMW M 1000 RR
12	60 M. VAN DER MARK	BMW M 1000 RR
13	19 A. BAUTISTA	Honda CBR1000 RR-R
14	76 S. CAVALIERI	Ducati Panigale V4 R
15	53 T. RABAT	Kawasaki ZX-10RR
16	23 C. PONSSON	Yamaha YZF R1
17	3 K. NOZANE	Yamaha YZF R1
18	36 L. MERCADO	Honda CBR1000 RR-R
19	32 I. VINALES	Kawasaki ZX-10RR
20	4 L. RIBODINO	Kawasaki ZX-10RR
21	39 M. SOLORZA	Kawasaki ZX-10RR
		315,0
		312,3
		312,3
		312,3
		311,4
		311,4
		310,5
		310,5
		309,6
		309,6
		309,6
		308,7
		307,8
		307,8
		305,2
		305,2
		302,7
		300,2
		299,3
		292,1

SEG. 1			SEG. 2			SEG. 3			SEG. 4		
1	21 M. RINALDI	21.423	1	21 M. RINALDI	25.092	1	54 T. RAZGATLIOGLU	25.150	1	54 T. RAZGATLIOGLU	25.920
2	1 J. REA	21.448	2	47 A. BASSANI	25.248	2	1 J. REA	25.335	2	31 G. GERLOFF	25.974
3	31 G. GERLOFF	21.458	3	31 G. GERLOFF	25.248	3	31 G. GERLOFF	25.405	3	21 M. RINALDI	25.990
4	54 T. RAZGATLIOGLU	21.463	4	22 A. LOWES	25.259	4	21 M. RINALDI	25.480	4	45 S. REDDING	26.001
5	60 M. VAN DER MARK	21.477	5	1 J. REA	25.270	5	47 A. BASSANI	25.485	5	1 J. REA	26.035
6	22 A. LOWES	21.485	6	91 L. HASLAM	25.285	6	22 A. LOWES	25.540	6	60 M. VAN DER MARK	26.065
7	45 S. REDDING	21.499	7	45 S. REDDING	25.293	7	45 S. REDDING	25.572	7	22 A. LOWES	26.129
8	53 T. RABAT	21.520	8	60 M. VAN DER MARK	25.296	8	60 M. VAN DER MARK	25.575	8	47 A. BASSANI	26.138
9	55 A. LOCATELLI	21.542	9	54 T. RAZGATLIOGLU	25.323	9	53 T. RABAT	25.629	9	55 A. LOCATELLI	26.174
10	47 A. BASSANI	21.546	10	7 C. DAVIES	25.335	10	76 S. CAVALIERI	25.649	10	50 E. LAVERTY	26.180
11	7 C. DAVIES	21.568	11	50 E. LAVERTY	25.340	11	55 A. LOCATELLI	25.676	11	76 S. CAVALIERI	26.218
12	91 L. HASLAM	21.620	12	55 A. LOCATELLI	25.392	12	7 C. DAVIES	25.705	12	7 C. DAVIES	26.227
13	76 S. CAVALIERI	21.642	13	76 S. CAVALIERI	25.415	13	91 L. HASLAM	25.803	13	53 T. RABAT	26.283
14	50 E. LAVERTY	21.715	14	53 T. RABAT	25.500	14	36 L. MERCADO	25.887	14	3 K. NOZANE	26.307
15	3 K. NOZANE	21.741	15	19 A. BAUTISTA	25.592	15	23 C. PONSSON	25.899	15	32 I. VINALES	26.334
16	32 I. VINALES	21.755	16	3 K. NOZANE	25.605	16	19 A. BAUTISTA	25.901	16	91 L. HASLAM	26.389
17	36 L. MERCADO	21.762	17	36 L. MERCADO	25.623	17	50 E. LAVERTY	25.921	17	36 L. MERCADO	26.436
18	19 A. BAUTISTA	21.822	18	23 C. PONSSON	25.679	18	3 K. NOZANE	25.922	18	19 A. BAUTISTA	26.488
19	23 C. PONSSON	21.913	19	32 I. VINALES	25.713	19	32 I. VINALES	25.952	19	23 C. PONSSON	26.584
20	39 M. SOLORZA	22.307	20	4 L. RIBODINO	26.072	20	39 M. SOLORZA	26.258	20	39 M. SOLORZA	27.017
21	4 L. RIBODINO	22.352	21	39 M. SOLORZA	26.333	21	4 L. RIBODINO	26.371	21	4 L. RIBODINO	27.175

16/10/2021

These data/results cannot be reproduced, stored and/or transmitted in whole or in part by any manner of electronic, mechanical, photocopying, recording, broadcasting or otherwise now known or herein after developed without the previous express consent by the copyright owner, except for reproduction in daily press and regular printed publications on sale to the public within 60 days of the event related to those data/results and always provided that copyright symbol appears together as follows below.

© DORNA WSBK ORGANIZATION Srl 2021

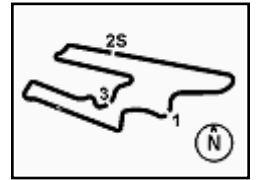
FICR PERUGIA TIMING



Official Tyre Supplier



Official Timekeeper



Motul Argentinean Round, 15-17 October 2021

Chronological Analysis Race 1

San Juan Villicum Circuit 4.276 m

Start at 15:00'24.274

1 / 4

1° 54 T. RAZGATLIOGLU (1'38.052)							
Lap	Seg.1	Seg.2	Seg.3	Seg.4	Lap Time	km/h	Local Time
1		25.640	25.326	26.090	1'40.979	304,4	15:02'05.253
2	21.526	25.456	25.150	25.920	1'38.052	306,1	15:03'43.305
3	21.507	25.453	25.248	25.957	1'38.165	306,1	15:05'21.470
4	21.624	25.472	25.244	25.998	1'38.338	305,2	15:06'59.808
5	21.657	25.447	25.313	26.051	1'38.468	306,1	15:08'38.276
6	21.517	25.385	25.406	26.078	1'38.386	307,8	15:10'16.662
7	21.577	25.323	25.153	26.010	1'38.063	307,0	15:11'54.725
8	21.640	25.405	25.424	25.991	1'38.460	307,0	15:13'33.185
9	21.528	25.469	25.285	25.978	1'38.260	304,4	15:15'11.445
10	21.466	25.444	25.194	26.075	1'38.179	305,2	15:16'49.624
11	21.463	25.443	25.339	26.053	1'38.298	307,0	15:18'27.922
12	21.479	25.359	25.310	26.098	1'38.246	307,8	15:20'06.168
13	21.519	25.372	25.251	26.164	1'38.306	310,5	15:21'44.474
14	21.579	25.379	25.667	26.188	1'38.813	308,7	15:23'23.287
15	21.582	25.429	25.499	26.041	1'38.551	307,0	15:25'01.838
16	21.498	25.423	25.243	26.089	1'38.253	307,0	15:26'40.091
17	21.548	25.427	25.345	26.024	1'38.344	307,0	15:28'18.435
18	21.680	25.388	25.275	26.215	1'38.558	307,0	15:29'56.993
19	21.618	25.489	25.271	26.168	1'38.546	307,8	15:31'35.539
20	21.626	25.510	25.435	26.139	1'38.710	309,6	15:33'14.249
21	21.679	25.485	25.764	26.576	1'39.504	307,0	15:34'53.753
Race Time 34'29.479							

14	21.423	25.263	25.584	26.050	1'38.320	310,5	15:23'31.709
15	21.525	25.098	25.658	26.078	1'38.359	310,5	15:25'10.068
16	21.597	25.201	25.488	26.116	1'38.402	307,8	15:26'48.470
17	21.564	25.181	25.617	25.990	1'38.352	305,2	15:28'26.822
18	21.601	25.281	25.664	26.315	1'38.861	305,2	15:30'05.683
19	21.643	25.281	25.688	26.155	1'38.767	310,5	15:31'44.450
20	21.659	25.315	25.646	26.322	1'38.942	306,1	15:33'23.392
21	21.659	25.477	26.086	26.556	1'39.778	291,3	15:35'03.170
Race Time 34'38.896							

2° 1 J. REA (1'38.354)							
Lap	Seg.1	Seg.2	Seg.3	Seg.4	Lap Time	km/h	Local Time
1		25.318	25.602	26.149	1'41.431	297,7	15:02'05.705
2	21.514	25.658	25.477	26.035	1'38.684	305,2	15:03'44.389
3	21.565	25.513	25.555	26.180	1'38.813	307,0	15:05'23.202
4	21.627	25.362	25.467	26.188	1'38.644	305,2	15:07'01.846
5	21.575	25.375	25.498	26.210	1'38.658	307,0	15:08'40.504
6	21.533	25.322	25.335	26.164	1'38.354	309,6	15:10'18.858
7	21.613	25.373	25.423	26.128	1'38.537	306,1	15:11'57.395
8	21.564	25.397	25.510	26.250	1'38.721	306,1	15:13'36.116
9	21.496	25.415	25.594	26.164	1'38.669	303,5	15:15'14.785
10	21.575	25.544	25.491	26.230	1'38.840	304,4	15:16'53.625
11	21.583	25.377	25.519	26.159	1'38.638	305,2	15:18'32.263
12	21.500	25.270	25.427	26.162	1'38.359	308,7	15:20'10.622
13	21.448	25.301	25.387	26.232	1'38.368	310,5	15:21'48.990
14	21.478	25.321	25.697	26.231	1'38.727	308,7	15:23'27.717
15	21.539	25.338	25.401	26.088	1'38.366	307,0	15:25'06.083
16	21.522	25.398	25.391	26.264	1'38.575	307,0	15:26'44.658
17	21.495	25.393	25.516	26.159	1'38.563	306,1	15:28'23.221
18	21.682	25.365	25.489	26.167	1'38.703	308,7	15:30'01.924
19	21.648	25.425	25.684	26.219	1'38.976	308,7	15:31'40.900
20	21.681	25.394	25.468	26.286	1'38.829	308,7	15:33'19.729
21	21.777	25.585	25.640	26.317	1'39.319	307,8	15:34'59.048
Race Time 34'34.774							

4° 22 A. LOWES (1'38.709)							
Lap	Seg.1	Seg.2	Seg.3	Seg.4	Lap Time	km/h	Local Time
1		25.529	25.825	26.321	1'42.388	302,7	15:02'06.662
2	21.791	25.487	25.605	26.202	1'39.085	307,8	15:03'45.747
3	21.677	25.519	25.579	26.147	1'38.922	305,2	15:05'24.669
4	21.685	25.582	25.959	26.264	1'39.490	294,5	15:07'04.159
5	21.711	25.383	25.677	26.309	1'39.080	307,0	15:08'43.239
6	21.661	25.324	25.593	26.274	1'38.852	309,6	15:10'22.091
7	21.729	25.396	25.540	26.262	1'38.927	298,5	15:12'01.018
8	21.642	25.438	25.881	26.471	1'39.432	298,5	15:13'40.450
9	21.704	25.456	25.596	26.166	1'38.922	299,3	15:15'19.372
10	21.485	25.398	25.654	26.172	1'38.709	301,0	15:16'58.081
11	21.647	25.416	25.850	26.243	1'39.156	290,5	15:18'37.237
12	21.533	25.276	25.718	26.217	1'38.744	301,0	15:20'15.981
13	21.645	25.441	25.605	26.163	1'38.854	302,7	15:21'54.835
14	21.628	25.372	25.793	26.163	1'38.956	309,6	15:23'33.791
15	21.686	25.357	25.752	26.269	1'39.064	301,8	15:25'12.855
16	21.595	25.399	25.666	26.240	1'38.900	283,7	15:26'51.755
17	21.589	25.259	26.052	26.158	1'39.058	304,4	15:28'30.813
18	21.619	25.493	25.627	26.273	1'39.012	304,4	15:30'09.825
19	21.632	25.443	25.701	26.129	1'38.905	307,8	15:31'48.730
20	21.505	25.376	25.734	26.142	1'38.757	307,0	15:33'27.487
21	21.565	25.454	25.799	26.256	1'39.074	304,4	15:35'06.561
Race Time 34'42.287							

3° 21 M. RINALDI (1'38.228)							
Lap	Seg.1	Seg.2	Seg.3	Seg.4	Lap Time	km/h	Local Time
1		25.886	25.923	26.479	1'43.413	298,5	15:02'07.687
2	21.961	25.602	25.747	26.190	1'39.500	298,5	15:03'47.187
3	21.727	25.422	26.063	26.272	1'39.484	302,7	15:05'26.671
4	21.759	25.302	25.879	26.265	1'39.205	299,3	15:07'05.876
5	21.712	25.466	25.837	26.187	1'39.202	301,0	15:08'45.078
6	21.672	25.152	25.785	26.261	1'38.870	307,8	15:10'23.948
7	21.583	25.341	25.564	26.096	1'38.584	307,0	15:12'02.532
8	21.700	25.148	25.656	26.051	1'38.555	306,1	15:13'41.087
9	21.596	25.231	25.978	26.029	1'38.834	300,2	15:15'19.921
10	21.574	25.236	25.620	25.991	1'38.421	301,8	15:16'58.342
11	21.612	25.092	25.520	26.004	1'38.228	308,7	15:18'36.570
12	21.682	25.093	25.480	26.140	1'38.395	312,3	15:20'14.965
13	21.522	25.314	25.530	26.058	1'38.424	310,5	15:21'53.389

5° 47 A. BASSANI (1'38.608)							
Lap	Seg.1	Seg.2	Seg.3	Seg.4	Lap Time	km/h	Local Time
1		25.284	26.116	26.209	1'42.858	306,1	15:02'07.132
2	21.645	25.595	25.655	26.218	1'39.113	300,2	15:03'46.245
3	21.637	25.274	25.641	26.138	1'38.690	309,6	15:05'24.935
4	21.642	25.286	25.485	26.195	1'38.608	309,6	15:07'03.543
5	21.870	25.465	25.597	26.246	1'39.178	307,8	15:08'42.721
6	21.550	25.279	25.673	26.293	1'38.795	309,6	15:10'21.516
7	21.695	25.362	25.658	26.432	1'39.147	308,7	15:12'00.663
8	21.599	25.325	25.861	26.244	1'39.029	307,0	15:13'39.692
9	21.574	25.332	25.629	26.139	1'38.674	305,2	15:15'18.366
10	21.561	25.442	25.698	26.266	1'38.967	304,4	15:16'57.333
11	21.603	25.500	25.677	26.285	1'39.065	307,0	15:18'36.398
12	21.576	25.394	25.911	26.375	1'39.256	306,1	15:20'15.654
13	21.546	25.372	25.676	26.207	1'38.801	307,8	15:21'54.455
14	21.696	25.248	25.774	26.276	1'38.994	312,3	15:23'33.449
15	21.615	25.355	25.791	26.465	1'39.226	311,4	15:25'12.675
16	21.568	25.444	25.610	26.257	1'38.879	306,1	15:26'51.554
17	21.584	25.321	25.798	26.324	1'39.027	307,0	15:28'30.581
18	21.693	25.669	25.886	26.402	1'39.650	305,2	15:30'10.231
19	21.669	25.259	25.746	26.208	1'38.882	306,1	15:31'49.113
20	21.648	25.308	25.826	26.374	1'39.156	308,7	15:33'28.269
21	21.720	25.412	25.996	26.336	1'39.464	303,5	15:35'07.733
Race Time 34'43.459							

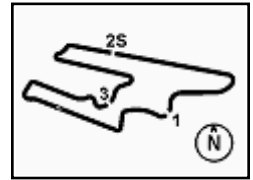
6° 60 M. VAN DER MARK (1'38.640)							
Lap	Seg.1	Seg.2	Seg.3	Seg.4	Lap Time	km/h	Local Time
1		25.697	26.362	26.288	1'43.702	295,3	15:02'07.976
2	21.837	25.541	26.031	26.303	1'39.712	292,9	15:03'47.688
3	21.702	25.407	25.704	26.410	1'39.223	307,8	15:05'26.911
4	21.754	25.410	25.726	26.287	1'39.177	302,7	15:07'06.088

16/10/2021

P = Pits In/Out - C = Lap Time Cancelled

These data/results cannot be reproduced, stored and/or transmitted in whole or in part by any manner of electronic, mechanical, photocopying, recording, broadcasting or otherwise now known or herein after developed without the previous express consent by the copyright owner, except for reproduction in daily press and regular printed publications on sale to the public within 60 days of the event related to those data/results and always provided that copyright symbol appears together as follows below.

© DORNA WSBK ORGANIZATION Srl 2021



Motul Argentinean Round, 15-17 October 2021 Chronological Analysis Race 1

San Juan Villicum Circuit 4.276 m

Start at 15:00'24.274

2 / 4

Lap	Seg.1	Seg.2	Seg.3	Seg.4	Lap Time	km/h	Local Time
5	21.725	25.564	25.825	26.085	1'39.199	296,1	15:08'45.287
6	21.809	25.312	25.800	26.219	1'39.140	308,7	15:10'24.427
7	21.624	25.505	25.702	26.165	1'38.996	304,4	15:12'03.423
8	21.705	25.445	25.727	26.167	1'39.044	302,7	15:13'42.467
9	21.730	25.515	25.903	26.117	1'39.265	292,1	15:15'21.732
10	21.716	25.416	25.936	26.152	1'39.220	301,8	15:17'00.952
11	21.626	25.554	25.783	26.214	1'39.177	299,3	15:18'40.129
12	21.597	25.398	25.621	26.210	1'38.826	307,0	15:20'18.955
13	21.672	25.533	25.575	26.180	1'38.960	307,8	15:21'57.915
14	21.648	25.656	25.716	26.165	1'39.185	305,2	15:23'37.100
15	21.477	25.473	25.627	26.157	1'38.734	304,4	15:25'15.834
16	21.628	25.480	25.608	26.208	1'38.924	304,4	15:26'54.758
17	21.613	25.407	25.794	26.118	1'38.932	303,5	15:28'33.690
18	21.636	25.509	25.588	26.081	1'38.814	303,5	15:30'12.504
19	21.555	25.396	25.584	26.105	1'38.640	306,1	15:31'51.144
20	21.714	25.296	25.591	26.065	1'38.666	305,2	15:33'29.810
21	21.598	25.530	25.683	26.139	1'38.950	305,2	15:35'08.760
Race Time 34'44.486							

9° 45 S. REDDING (1'38.512)							
Lap	Seg.1	Seg.2	Seg.3	Seg.4	Lap Time	km/h	Local Time
1		25.836	25.768	26.218	1'56.600	304,4	15:02'20.874
2	21.529	25.514	25.682	26.186	1'38.911	306,1	15:03'59.785
3	21.910	25.507	25.660	26.065	1'39.142	306,1	15:05'38.927
4	21.932	25.630	25.797	26.180	1'39.539	303,5	15:07'18.466
5	21.553	25.479	25.572	26.153	1'38.757	307,0	15:08'57.223
6	21.757	25.449	25.770	26.260	1'39.236	311,4	15:10'36.459
7	21.739	25.587	25.800	26.206	1'39.332	307,8	15:12'15.791
8	21.906	25.477	25.831	26.143	1'39.357	307,8	15:13'55.148
9	21.677	25.436	25.725	26.034	1'38.872	307,0	15:15'34.020
10	21.657	25.441	25.667	26.078	1'38.843	307,0	15:17'12.863
11	21.532	25.360	25.619	26.001	1'38.512	307,0	15:18'51.375
12	21.580	25.307	25.686	26.096	1'38.669	311,4	15:20'30.044
13	21.551	25.427	25.713	26.052	1'38.743	311,4	15:22'08.787
14	21.630	25.293	25.755	26.263	1'38.941	307,8	15:23'47.728
15	21.670	25.389	26.286	26.405	1'39.750	299,3	15:25'27.478
16	21.623	25.440	25.796	26.181	1'39.040	305,2	15:27'06.518
17	21.643	25.428	25.639	26.133	1'38.843	307,8	15:28'45.361
18	21.655	25.325	25.736	26.218	1'38.934	308,7	15:30'24.295
19	21.587	25.351	25.583	26.095	1'38.616	308,7	15:32'02.911
20	21.499	25.407	25.801	26.144	1'38.851	309,6	15:33'41.762
21	21.662	25.455	25.748	26.302	1'39.167	307,8	15:35'20.929
Race Time 34'56.655							

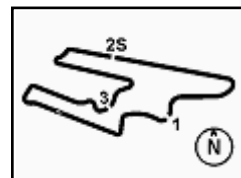
10° 91 L. HASLAM (1'39.318)							
Lap	Seg.1	Seg.2	Seg.3	Seg.4	Lap Time	km/h	Local Time
1		25.615	26.454	26.587	1'44.249	292,1	15:02'08.523
2	21.929	25.535	25.910	26.389	1'39.763	302,7	15:03'48.286
3	21.687	25.470	25.947	26.522	1'39.626	303,5	15:05'27.912
4	21.848	25.468	25.912	26.613	1'39.841	306,1	15:07'07.753
5	21.893	25.471	26.431	26.679	1'40.474	309,6	15:08'48.227
6	21.620	25.285	26.060	26.929	1'39.894	304,4	15:10'28.121
7	21.777	25.383	25.944	26.513	1'39.617	300,2	15:12'07.738
8	21.653	25.320	26.156	26.546	1'39.675	295,3	15:13'47.413
9	21.823	25.560	26.028	26.401	1'39.812	301,8	15:15'27.225
10	21.698	25.437	25.893	26.418	1'39.446	301,8	15:17'06.671
11	21.656	25.407	25.916	26.497	1'39.476	305,2	15:18'46.147
12	21.761	25.340	25.803	26.414	1'39.318	311,4	15:20'25.465
13	21.686	25.424	25.881	26.469	1'39.460	305,2	15:22'04.925
14	21.836	25.463	26.131	26.583	1'40.013	311,4	15:23'44.938
15	21.763	25.515	25.932	26.593	1'39.803	308,7	15:25'24.741
16	21.905	25.483	25.973	26.547	1'39.908	306,1	15:27'04.649
17	21.789	25.569	25.955	26.487	1'39.800	307,8	15:28'44.449
18	21.749	25.605	25.942	26.510	1'39.806	304,4	15:30'24.255
19	21.968	25.458	25.944	26.617	1'39.987	302,7	15:32'04.242
20	21.913	25.590	26.042	26.787	1'40.332	301,8	15:33'44.574
21	22.008	25.594	26.258	26.890	1'40.750	294,5	15:35'25.324
Race Time 35'01.050							

11° 53 T. RABAT (1'39.006)							
Lap	Seg.1	Seg.2	Seg.3	Seg.4	Lap Time	km/h	Local Time
1		26.019	27.003	26.633	1'46.219	292,1	15:02'10.493
2	21.877	25.806	25.934	26.429	1'40.046	300,2	15:03'50.539
3	21.962	25.833	26.217	26.404	1'40.416	288,2	15:05'30.955
4	22.103	25.958	25.994	26.598	1'40.653	297,7	15:07'11.608
5	21.772	25.823	25.936	26.489	1'40.020	301,0	15:08'51.628
6	21.718	25.716	25.780	26.576	1'39.790	304,4	15:10'31.418
7	21.753	25.784	25.839	26.526	1'39.902	301,8	15:12'11.320
8	21.664	25.842	25.931	26.407	1'39.844	300,2	15:13'51.164
9	21.867	25.883	25.964	26.528	1'40.242	299,3	15:15'31.406
10	21.690	25.694	25.879	26.444	1'39.707	300,2	15:17'11.113

16/10/2021 P = Pits In/Out - C = Lap Time Cancelled

These data/results cannot be reproduced, stored and/or transmitted in whole or in part by any manner of electronic, mechanical, photocopying, recording, broadcasting or otherwise now known or herein after developed without the previous express consent by the copyright owner, except for reproduction in daily press and regular printed publications on sale to the public within 60 days of the event related to those data/results and always provided that copyright symbol appears together as follows below.

© DORNA WSBK ORGANIZATION Srl 2021



Motul Argentinean Round, 15-17 October 2021

Chronological Analysis Race 1

San Juan Villicum Circuit 4.276 m

Start at 15:00'24.274

3 / 4

11	21.659	25.667	25.629	26.283	1'39.238	301,8	15:18'50.351	2	22.106	25.555	26.209	26.429	1'40.299	282,2	15:03'51.103
12	21.556	25.500	25.633	26.317	1'39.006	306,1	15:20'29.357	3	21.960	25.572	26.138	26.704	1'40.374	289,7	15:05'31.477
13	21.520	25.609	25.654	26.344	1'39.127	306,1	15:22'08.484	4	21.924	25.509	25.836	26.363	1'39.632	299,3	15:07'11.109
14	21.644	25.661	26.114	26.302	1'39.721	289,7	15:23'48.205	5	21.830	25.494	25.725	26.423	1'39.472	301,0	15:08'50.581
15	21.820	25.651	26.156	26.585	1'40.212	295,3	15:25'28.417	6	21.795	25.465	25.649	26.547	1'39.456	307,8	15:10'30.037
16	22.080	25.767	26.332	26.596	1'40.775	296,1	15:27'09.192	7	21.748	25.494	25.896	26.404	1'39.542	306,1	15:12'09.579
17	21.876	25.676	25.865	26.510	1'39.927	301,8	15:28'49.119	8	21.708	25.449	25.928	26.447	1'39.532	303,5	15:13'49.111
18	22.020	25.724	26.124	26.465	1'40.333	283,7	15:30'29.452	9	21.724	25.560	26.054	26.391	1'39.729	303,5	15:15'28.840
19	21.707	25.599	26.071	26.294	1'39.671	307,8	15:32'09.123	10	21.721	25.543	25.854	26.310	1'39.428	302,7	15:17'08.268
20	21.795	25.551	25.827	26.381	1'39.554	301,0	15:33'48.677	11	21.642	25.416	25.872	26.319	1'39.249	301,8	15:18'47.517
21	21.748	25.557	25.825	26.420	1'39.550	303,5	15:35'28.222	12	21.709	25.415	26.241	26.218	1'39.583	290,5	15:20'27.100

Race Time 35'03.953

12° 7 C. DAVIES (1'38.925)

Lap	Seg.1	Seg.2	Seg.3	Seg.4	Lap Time	km/h	Local Time
1		25.934	27.029	26.895	1'46.762	279,3	15:02'11.036
2	22.062	25.584	26.300	26.340	1'40.286	275,7	15:03'51.322
3	22.015	25.495	26.522	26.440	1'40.472	283,7	15:05'31.794
4	22.472	25.536	26.017	26.335	1'40.360	301,8	15:07'12.154
5	21.778	25.364	26.225	26.388	1'39.755	290,5	15:08'51.909
6	21.739	25.570	25.970	26.575	1'39.854	301,0	15:10'31.763
7	21.766	25.567	26.092	26.352	1'39.777	300,2	15:12'11.540
8	21.731	25.563	26.289	26.398	1'39.981	300,2	15:13'51.521
9	21.847	25.458	25.859	26.268	1'39.432	307,0	15:15'30.953
10	21.627	25.607	25.751	26.289	1'39.274	307,8	15:17'10.227
11	21.578	25.378	25.705	26.264	1'38.925	308,7	15:18'49.152
12	21.647	25.335	26.269	26.227	1'39.478	315,0	15:20'28.630
13	21.568	25.399	25.747	26.493	1'39.207	313,2	15:22'07.837
14	21.704	25.624	26.036	26.493	1'39.857	306,1	15:23'47.694
15	22.118	25.646	26.204	26.631	1'40.599	301,8	15:25'28.293
16	21.990	25.867	26.340	26.613	1'40.810	295,3	15:27'09.103
17	22.242	25.955	26.454	26.696	1'41.347	298,5	15:28'50.450
18	21.869	25.610	25.947	26.510	1'39.936	306,1	15:30'30.386
19	21.770	25.518	26.127	26.418	1'39.833	302,7	15:32'10.219
20	21.976	25.427	26.243	26.457	1'40.103	291,3	15:33'50.322
21	21.957	25.476	25.843	26.396	1'39.672	308,7	15:35'29.994

Race Time 35'05.720

13° 50 E. LAVERTY (1'39.517)

Lap	Seg.1	Seg.2	Seg.3	Seg.4	Lap Time	km/h	Local Time
1		25.661	26.571	26.443	1'44.412	296,9	15:02'08.686
2	22.000	25.655	26.026	26.422	1'40.103	291,3	15:03'48.789
3	21.816	25.478	26.043	26.180	1'39.517	294,5	15:05'28.306
4	21.839	25.340	26.093	26.343	1'39.615	296,1	15:07'07.921
5	21.990	25.366	26.020	26.338	1'39.714	298,5	15:08'47.635
6	21.715	25.463	26.056	26.404	1'39.638	305,2	15:10'27.273
7	21.834	25.543	25.921	26.364	1'39.662	306,1	15:12'06.935
8	21.767	25.586	26.140	26.275	1'39.768	301,8	15:13'46.703
9	21.866	26.223	26.372	26.410	1'40.871	298,5	15:15'27.574
10	21.788	25.634	25.992	26.420	1'39.834	297,7	15:17'07.408
11	21.813	25.613	25.931	26.292	1'39.649	304,4	15:18'47.057
12	21.893	25.604	25.993	26.413	1'39.903	305,2	15:20'26.960
13	21.989	25.451	26.077	26.400	1'39.917	307,0	15:22'06.877
14	21.868	25.567	26.183	26.357	1'39.975	309,6	15:23'46.852
15	22.043	25.612	26.453	26.468	1'40.576	302,7	15:25'27.428
16	22.142	25.621	26.757	26.602	1'41.122	299,3	15:27'08.550
17	21.930	25.561	26.350	26.564	1'40.405	296,1	15:28'48.955
18	21.978	25.821	26.517	26.714	1'41.030	294,5	15:30'29.985
19	21.974	25.473	26.165	26.440	1'40.052	302,7	15:32'10.037
20	21.985	25.522	26.125	26.526	1'40.158	301,0	15:33'50.195
21	22.009	25.581	26.323	26.717	1'40.630	291,3	15:35'30.825

Race Time 35'06.551

14° 76 S. CAVALIERI (1'39.249)

Lap	Seg.1	Seg.2	Seg.3	Seg.4	Lap Time	km/h	Local Time
1		26.156	26.993	26.830	1'46.530	276,4	15:02'10.804

15° 3 K. NOZANE (1'39.911)

Lap	Seg.1	Seg.2	Seg.3	Seg.4	Lap Time	km/h	Local Time
1		26.067	27.249	26.615	1'46.050	282,2	15:02'10.324
2	22.318	25.734	26.098	26.355	1'40.505	289,7	15:03'50.829
3	22.019	25.837	26.335	26.735	1'40.926	286,7	15:05'31.755
4	22.217	25.881	26.484	26.355	1'40.937	291,3	15:07'12.692
5	21.948	25.723	26.197	26.571	1'40.439	299,3	15:08'53.131
6	21.821	25.722	25.987	26.408	1'39.938	301,0	15:10'33.069
7	21.925	25.804	26.221	26.441	1'40.391	301,0	15:12'13.460
8	21.956	25.886	26.127	26.409	1'40.378	299,3	15:13'53.838
9	21.882	25.821	25.922	26.433	1'40.058	299,3	15:15'33.896
10	22.119	25.764	26.050	26.394	1'40.327	300,2	15:17'14.223
11	21.759	25.709	25.989	26.527	1'39.984	300,2	15:18'54.207
12	21.913	25.605	26.082	26.334	1'39.934	301,8	15:20'34.141
13	21.829	25.763	26.258	26.387	1'40.237	305,2	15:22'14.378
14	21.861	25.796	26.142	26.335	1'40.134	302,7	15:23'54.512
15	21.958	25.827	26.234	26.487	1'40.506	301,0	15:25'35.018
16	21.890	25.882	26.079	26.498	1'40.349	298,5	15:27'15.367
17	21.879	25.742	26.182	26.527	1'40.330	301,0	15:28'55.697
18	21.741	25.855	26.008	26.307	1'39.911	299,3	15:30'35.608
19	22.012	25.896	26.002	26.312	1'40.222	302,7	15:32'15.830
20	21.898	25.834	25.981	26.360	1'40.073	297,7	15:33'55.903
21	22.002	26.095	26.299	26.674	1'41.070	293,7	15:35'36.973

Race Time 35'12.699

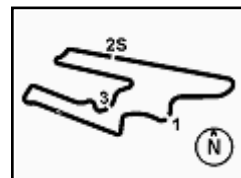
16° 36 L. MERCADO (1'40.056)

Lap	Seg.1	Seg.2	Seg.3	Seg.4	Lap Time	km/h	Local Time
1		26.006	26.665	26.927	1'45.605	290,5	15:02'09.879
2	22.180	25.702	25.887	26.556	1'40.325	302,7	15:03'50.204
3	22.115	25.868	26.109	27.376	1'41.468	298,5	15:05'31.672
4	22.178	25.965	26.805	26.593	1'41.541	298,5	15:07'13.213
5	21.950	25.635	26.115	26.552	1'40.252	301,8	15:08'53.465
6	22.439	25.771	25.973	26.436	1'40.619	302,7	15:10'34.084
7	21.955	25.876	26.120	26.625	1'40.576	301,8	15:12'14.660
8	21.983	25.741	26.148	26.510	1'40.382	295,3	15:13'55.042
9	22.112	25.682	26.167	27.184	1'41.145	296,9	15:15'36.187
10	21.836	25.754	25.994	26.472	1'40.056	301,8	15:17'16.243
11	21.826	25.629	26.134	26.511	1'40.100	292,1	15:18'56.343
12	21.853	25.686	26.161	26.508	1'40.208	299,3	15:20'36.551
13	21.867	25.623	26.193	26.523	1'40.206	301,8	15:22'16.757
14	21.762	25.680	26.187	26.696	1'40.325	300,2	15:23'57.082
15	22.090	25.860	26.195	26.648	1'40.793	297,7	15:25'37.875
16	21.876	25.703	26.232	26.595	1'40.406	296,1	15:27'18.281

16/10/2021 P = Pits In/Out - C = Lap Time Cancelled

These data/results cannot be reproduced, stored and/or transmitted in whole or in part by any manner of electronic, mechanical, photocopying, recording, broadcasting or otherwise now known or herein after developed without the previous express consent by the copyright owner, except for reproduction in daily press and regular printed publications on sale to the public within 60 days of the event related to those data/results and always provided that copyright symbol appears together as follows below.

© DORNA WSBK ORGANIZATION Srl 2021



Motul Argentinean Round, 15-17 October 2021 Chronological Analysis Race 1

San Juan Villicum Circuit 4.276 m

Start at 15:00'24.274

4 / 4

17	21.843	25.827	26.153	26.594	1'40.417	297,7	15:28'58.698	8	22.647	26.276	27.723	27.611	1'44.257	279,3	15:14'14.334
18	22.018	25.738	26.205	26.673	1'40.634	296,1	15:30'39.332	9	22.543	26.509	26.871	27.304	1'43.227	292,9	15:15'57.561
19	22.048	25.870	26.099	26.647	1'40.664	298,5	15:32'19.996	10	22.648	26.390	26.506	27.319	1'42.863	290,5	15:17'40.424
20	22.031	25.885	26.495	26.603	1'41.014	301,0	15:34'01.010	11	22.575	26.107	26.592	27.240	1'42.514	293,7	15:19'22.938
21	22.203	25.803	26.412	26.841	1'41.259	296,9	15:35'42.269	12	22.533	26.147	26.738	27.287	1'42.705	290,5	15:21'05.643

Race Time 35'17.995

17° 23 C. PONSSON (1'40.241)

Lap	Seg.1	Seg.2	Seg.3	Seg.4	Lap Time	km/h	Local Time
1		26.202	26.941	26.998	1'47.293	284,4	15:02'11.567
2	22.059	25.697	26.283	26.768	1'40.807	294,5	15:03'52.374
3	22.352	25.987	26.057	26.661	1'41.057	303,5	15:05'33.431
4	22.029	25.777	26.202	26.733	1'40.741	303,5	15:07'14.172
5	21.913	25.679	26.037	26.852	1'40.481	302,7	15:08'54.653
6	21.967	25.684	26.006	26.584	1'40.241	304,4	15:10'34.894
7	22.032	25.746	26.020	26.765	1'40.563	301,8	15:12'15.457
8	22.035	26.836	26.188	26.720	1'41.779	296,9	15:13'57.236
9	22.008	25.993	26.105	26.669	1'40.775	296,1	15:15'38.011
10	22.009	25.907	26.078	26.713	1'40.707	299,3	15:17'18.718
11	22.039	25.770	26.123	26.780	1'40.712	300,2	15:18'59.430
12	21.989	25.842	26.091	26.869	1'40.791	305,2	15:20'40.221
13	22.082	25.845	26.187	26.622	1'40.736	304,4	15:22'20.957
14	22.019	25.810	26.251	27.260	1'41.340	303,5	15:24'02.297
15	22.198	25.821	26.019	26.844	1'40.882	302,7	15:25'43.179
16	22.040	25.807	25.995	26.906	1'40.748	301,0	15:27'23.927
17	22.154	25.918	26.041	26.868	1'40.981	299,3	15:29'04.908
18	21.981	25.792	25.950	26.911	1'40.634	301,8	15:30'45.542
19	21.954	25.861	26.015	26.847	1'40.677	303,5	15:32'26.219
20	21.936	25.823	25.899	26.957	1'40.615	303,5	15:34'06.834
21	22.154	25.808	26.056	26.596	1'40.614	302,7	15:35'47.448

Race Time 35'23.174

18° 39 M. SOLORZA (1'42.287)

Lap	Seg.1	Seg.2	Seg.3	Seg.4	Lap Time	km/h	Local Time
1		26.878	27.096	27.369	1'48.714	279,3	15:02'12.988
2	22.503	26.474	26.674	27.067	1'42.718	292,1	15:03'55.706
3	22.614	26.484	26.355	27.132	1'42.585	286,7	15:05'38.291
4	22.436	26.456	26.466	27.017	1'42.375	287,4	15:07'20.666
5	22.322	26.333	26.258	27.374	1'42.287	289,7	15:09'02.953
6	22.852	26.436	26.289	27.189	1'42.766	291,3	15:10'45.719
7	22.595	26.522	27.412	27.411	1'43.940	291,3	15:12'29.659
8	22.603	26.664	26.828	27.205	1'43.300	286,7	15:14'12.959
9	22.456	26.658	26.712	27.391	1'43.217	288,2	15:15'56.176
10	22.447	26.709	26.500	27.208	1'42.864	286,7	15:17'39.040
11	22.474	26.530	26.819	27.280	1'43.103	285,9	15:19'22.143
12	22.340	26.555	26.610	27.119	1'42.624	289,7	15:21'04.767
13	22.307	26.560	26.506	27.330	1'42.703	289,7	15:22'47.470
14	22.384	26.686	26.519	27.566	1'43.155	288,2	15:24'30.625
15	22.462	26.534	26.546	27.154	1'42.696	286,7	15:26'13.321
16	22.431	26.611	26.603	27.121	1'42.766	286,7	15:27'56.087
17	22.434	26.551	26.531	27.298	1'42.814	287,4	15:29'38.901
18	22.632	26.827	26.808	27.280	1'43.547	284,4	15:31'22.448
19	22.499	26.657	26.858	27.334	1'43.348	291,3	15:33'05.796
20	22.657	26.721	26.989	27.360	1'43.727	286,7	15:34'49.523
21	22.797	26.727	26.908	27.224	1'43.656	282,9	15:36'33.179

Race Time 36'08.905

19° 4 L. RIBODINO (1'42.134)

Lap	Seg.1	Seg.2	Seg.3	Seg.4	Lap Time	km/h	Local Time
1		26.656	26.886	27.284	1'48.391	291,3	15:02'12.665
2	22.402	26.133	26.856	27.256	1'42.647	299,3	15:03'55.312
3	22.352	26.236	26.371	27.175	1'42.134	295,3	15:05'37.446
4	22.495	26.144	26.629	27.356	1'42.624	295,3	15:07'20.070
5	22.483	26.167	26.410	27.752	1'42.812	298,5	15:09'02.882
6	22.591	26.171	26.549	27.367	1'42.678	292,9	15:10'45.560
7	22.483	26.404	27.609	28.021	1'44.517	298,5	15:12'30.077

16/10/2021 P = Pits In/Out - C = Lap Time Cancelled

These data/results cannot be reproduced, stored and/or transmitted in whole or in part by any manner of electronic, mechanical, photocopying, recording, broadcasting or otherwise now known or herein after developed without the previous express consent by the copyright owner, except for reproduction in daily press and regular printed publications on sale to the public within 60 days of the event related to those data/results and always provided that copyright symbol appears together as follows below.

© DORNA WSBK ORGANIZATION Srl 2021



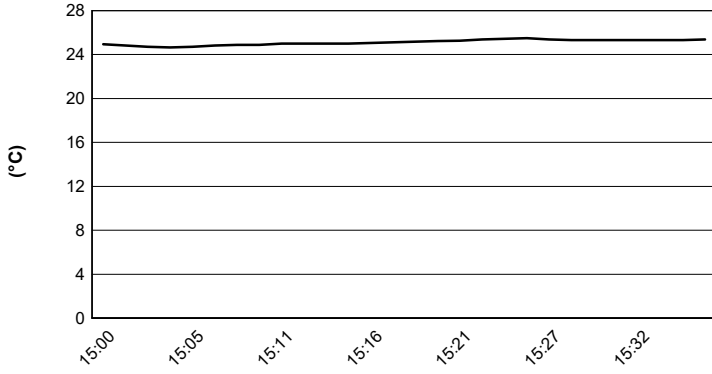
Motul Argentinean Round, 15-17 October 2021

Weather Report Race 1

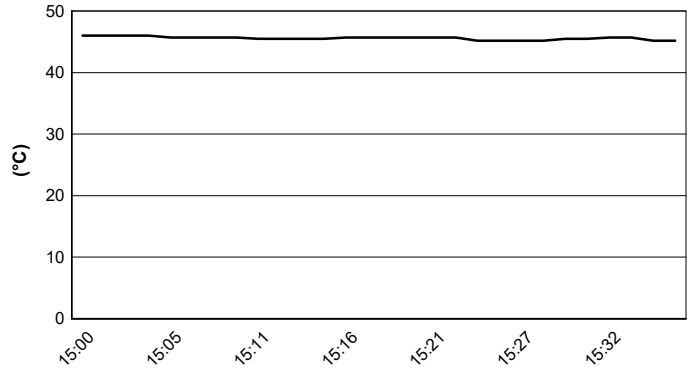
Session started 15:00 - Session ended 15:37

San Juan Villicum Circuit 4.276 m

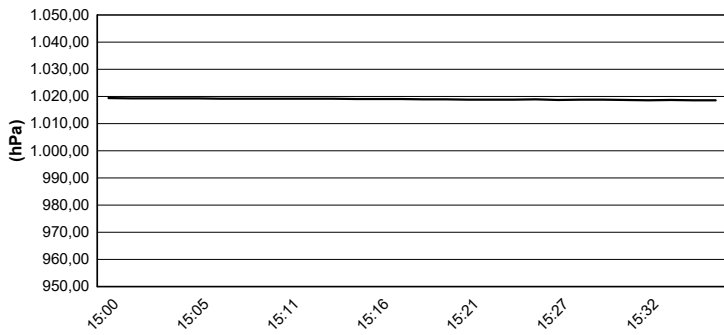
Air Temperature



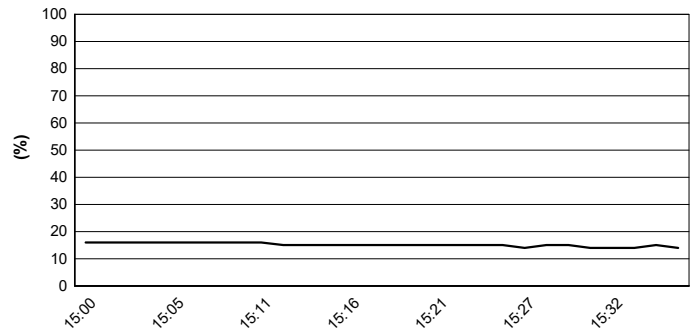
Track Temperature



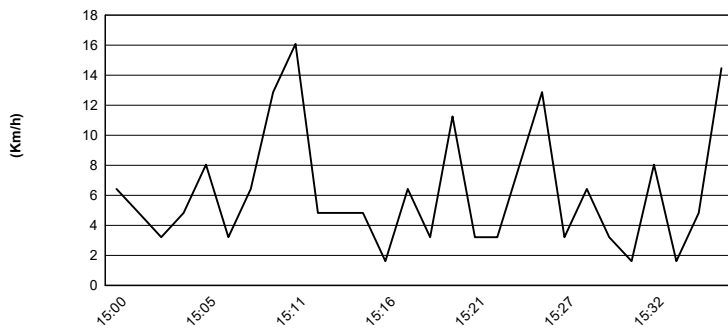
Air Pressure



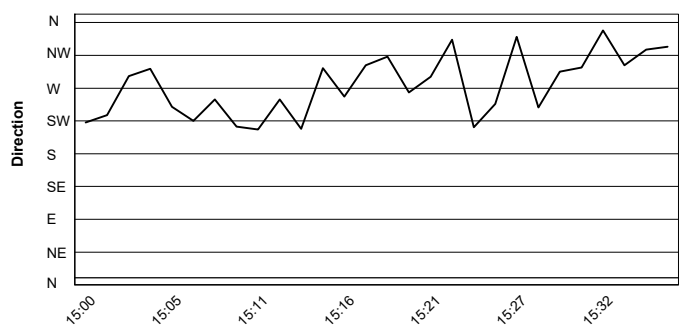
Humidity



Wind Speed



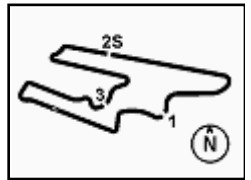
Wind Direction



16/10/2021

These data/results cannot be reproduced, stored and/or transmitted in whole or in part by any manner of electronic, mechanical, photocopying, recording, broadcasting or otherwise now known or herein after developed without the previous express consent by the copyright owner, except for reproduction in daily press and regular printed publications on sale to the public within 60 days of the event related to those data/results and always provided that copyright symbol appears together as follows below.

© DORNA WSBK ORGANIZATION Srl 2021



Motul Argentinean Round, 15-17 October 2021
Manufacturers Standings

San Juan Villicum Circuit 4.276 m

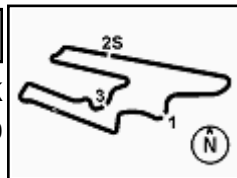
	Points	Points From First	Points From Previous	May 23	May 30	June 13	July 4	July 25	August 8	August 22	September 5	September 19	September 26	October 3	October 16	November 21			
				ARAGON	ESTORIL	MISANO	DONINGTON	ASSEN	MOST	NAVARRA	MAGNY-COURS	BARCELONA	JEREZ	PORTIMAO	VILLICUM	MANDALIKA			
1 YAMAHA	546			16 10 7	20 16 9	20 25 9	25 25 5	16 16 7	25 20 12	16 25 7	25 25 9	5 20 9	25 25	25 16 6	25				
2 DUCATI	524	22		13 25 6	25 20 7	25 20 12	6 13 2	20 20 9	20 25 9	25 20 12	13 16 5	25 25 5	16 20	20 20 9	16				
3 KAWASAKI	493	53	31	25 20 12	16 25 12	16 16 7	20 10 12	25 25 12	4 16 7	20 16 9	20 20 12	13 10 12	20 11	5 25	20				
4 BMW	274	272	219	10 13 5	9 10 3	8 6 3	13 16 9	13 10 3	7 9 5	10 11 4	11 8 4	11 7	9 8	7 10 12	10				
5 HONDA	229	317	45	8 5 3	8 9	10 8	10 7 6	8 11	9 6 1	3 8	10 10 3	9 13 7	11 16	11 8 5	6				

16/10/2021 First Line: Race 1 & 2 - Second Line: Tissot Superpole Race

These data/results cannot be reproduced, stored and/or transmitted in whole or in part by any manner of electronic, mechanical, photocopying, recording, broadcasting or otherwise now known or herein after developed without the previous express consent by the copyright owner, except for reproduction in daily press and regular printed publications on sale to the public within 60 days of the event related to those data/results and always provided that copyright symbol appears together as follows below.

© DORNA WSBK ORGANIZATION Srl 2021





Motul Argentinean Round, 15-17 October 2021

Best Laps & Speeds

San Juan Villicum Circuit 4.276 m

No.	Rider Bike	Nat	Best Lap		FP1		FP2		FP3		SP		RC1	
			LL	SPD	LL	SPD	LL	SPD	LL	SPD	LL	SPD	LL	SPD
1	54 T. RAZGATLIOGLU Yamaha YZF R1	TUR	1'37.239		1'38.524	1'37.872	1'37.239		1'37.800	1'38.052				
			77	315,0	14	310,4	23	313,1	14	315,0	5	308,7	21	310,4
2	45 S. REDDING Ducati Panigale V4 R	GBR	1'37.617		1'39.025	1'38.118	1'37.644	1'37.617		1'38.512				
			80	314,0	22	311,3	22	309,6	9	314,0	6	312,2	21	311,3
3	1 J. REA Kawasaki ZX-10RR	GBR	1'37.764		1'39.068	1'38.501	1'37.764		1'38.092	1'38.354				
			62	310,4	14	307,8	7	310,4	14	309,6	6	310,4	21	310,4
4	31 G. GERLOFF Yamaha YZF R1	USA	1'37.764		1'39.589	1'38.879	1'37.764		1'38.337	1'38.279				
			80	312,2	18	310,4	21	308,7	14	311,3	6	309,6	21	312,2
5	47 A. BASSANI Ducati Panigale V4 R	ITA	1'37.838		1'40.030	1'38.851	1'38.496	1'37.838		1'38.608				
			80	314,0	21	307,8	18	311,3	13	314,0	7	310,4	21	312,2
6	22 A. LOWES Kawasaki ZX-10RR	GBR	1'38.034		1'39.298	1'38.420	1'38.289	1'38.034		1'38.709				
			68	310,4	15	310,4	19	308,7	8	309,6	5	307,8	21	309,6
7	21 M. RINALDI Ducati Panigale V4 R	ITA	1'38.127		1'39.636	1'38.433	1'38.127		1'38.342	1'38.228				
			77	315,9	19	309,6	19	311,3	12	315,9	6	315,9	21	312,2
8	55 A. LOCATELLI Yamaha YZF R1	ITA	1'38.221		1'39.953	1'38.875	1'38.539	1'38.221		1'38.945				
			72	309,6	18	307,8	18	308,7	10	309,6	5	308,7	21	309,6
9	60 M. VAN DER MARK BMW M 1000 RR	NED	1'38.298		1'40.138	1'39.323	1'38.497	1'38.298		1'38.640				
			73	309,6	17	306,9	17	306,9	13	309,6	5	306,9	21	308,7
10	91 L. HASLAM Honda CBR1000 RR-R	GBR	1'38.456		1'39.984	1'39.177	1'38.462	1'38.456		1'39.318				
			75	313,1	19	309,6	16	313,1	12	313,1	7	312,2	21	311,3
11	32 I. VINALES Kawasaki ZX-10RR	ESP	1'38.506		1'39.464	1'39.291	1'39.085	1'38.506		1'39.929				
			54	305,2	13	303,5	16	305,2	11	305,2	6	302,6	8	300,1
12	50 E. LAVERTY BMW M 1000 RR	IRL	1'38.517		1'41.288	1'39.526	1'39.642	1'38.517		1'39.517				
			73	309,6	16	306,9	17	308,7	13	309,6	6	309,6	21	309,6
13	7 C. DAVIES Ducati Panigale V4 R	GBR	1'38.592		1'39.681	1'38.814	1'39.973	1'38.592		1'38.925				
			64	315,0	19	308,7	17	306,9	2	306,1	5	313,1	21	315,0
14	36 L. MERCADO Honda CBR1000 RR-R	ARG	1'38.669		1'40.321	1'40.076	1'39.183	1'38.669		1'40.056				
			69	306,9	17	301,8	18	303,5	10	306,9	3	301,8	21	302,6
15	19 A. BAUTISTA Honda CBR1000 RR-R	ESP	1'38.860		1'39.837	1'39.284	1'39.165	1'38.860		1'39.803				
			56	315,9	19	315,0	18	314,0	12	315,0	5	315,9	2	308,7
16	76 S. CAVALIERI Ducati Panigale V4 R	ITA	1'38.902		1'40.429	1'39.753	1'39.242	1'38.902		1'39.249				
			79	309,6	20	304,3	19	306,1	13	309,6	6	307,8	21	307,8
17	53 T. RABAT Kawasaki ZX-10RR	ESP	1'39.006		1'40.171	1'39.309	1'39.695	1'39.516	1'39.006					
			86	308,7	22	306,1	20	308,7	15	306,1	8	308,7	21	307,8
18	3 K. NOZANE Yamaha YZF R1	JPN	1'39.328		1'42.102	1'39.857	1'39.611	1'39.328		1'39.911				
			78	305,2	19	301,8	19	301,8	13	301,8	6	302,6	21	305,2
19	23 C. PONSSON Yamaha YZF R1	FRA	1'40.130		1'42.756	1'40.678	1'40.130		1'40.972	1'40.241				
			83	306,1	21	301,8	21	306,1	14	304,3	6	302,6	21	305,2
20	4 L. RIBODINO Kawasaki ZX-10RR	ARG	1'41.915		1'44.408	1'42.776	1'42.347	1'41.915		1'42.134				
			69	300,1	15	297,6	17	300,1	11	298,5	6	299,3	20	299,3
21	39 M. SOLORZA Kawasaki ZX-10RR	ARG	1'42.287		1'43.794	1'42.469	1'42.532	1'42.494	1'42.287					
			76	292,0	17	288,9	19	290,5	13	291,2	6	287,4	21	292,0

16/10/2021

These data/results cannot be reproduced, stored and/or transmitted in whole or in part by any manner of electronic, mechanical, photocopying, recording, broadcasting or otherwise now known or herein after developed without the previous express consent by the copyright owner, except for reproduction in daily press and regular printed publications on sale to the public within 60 days of the event related to those data/results and always provided that copyright symbol appears together as follows below.

© DORNA WSBK ORGANIZATION Srl 2021

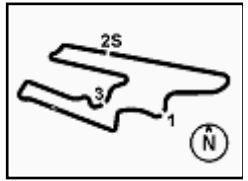
FIAT PERUGIA TIMING



Official Tyre Supplier



Official Timekeeper

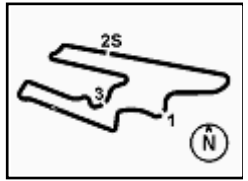

Motul Argentinean Round, 15-17 October 2021
Pirelli Best Lap Award

San Juan Villicum Circuit 4.276 m

	Points	Points From First	Points From Previous	May 23 ARAGON	May 30 ESTORIL	June 13 MISANO	July 4 DONINGTON	July 25 ASSEN	August 8 MOST	August 22 NAVARRA	September 5 MAGNY-COURS	September 19 BARCELONA	September 26 JEREZ	October 3 PORTIMAO	October 16 VILLICUM	November 21 MANDALIKA		
1 REA Jonathan (GBR)	10			1	1	1	1	1		1	1		1		1			
2 RAZGATLIOGLU Toprak (TUR)	6	4			1	1	1		1		1				1			
3 REDDING Scott (GBR)	5	5	1					1	1			1	1	1				
4 RINALDI Michael Ruben (ITA)	1	9	4									1						
5 DAVIES Chaz (GBR)	1	9	0	1														

16/10/2021
 These data/results cannot be reproduced, stored and/or transmitted in whole or in part by any manner of electronic, mechanical, photocopying, recording, broadcasting or otherwise now known or herein after developed without the previous express consent by the copyright owner, except for reproduction in daily press and regular printed publications on sale to the public within 60 days of the event related to those data/results and always provided that copyright symbol appears together as follows below.
 © DORNA WSBK ORGANIZATION Srl 2021





Motul Argentinean Round, 15-17 October 2021 Hyundai N-spired Award Race 1

San Juan Villicum Circuit 4.276 m

1 / 2

Points	Points From First	Points From Previous	May 23	May 30	June 13	July 4	July 25	August 8	August 22	September 5	September 19	September 26	October 3	October 16	November 21
			ARAGON	ESTORIL	MISANO	DONINGTON	ASSEN	MOST	NAVARRA	MAGNY-COURS	BARCELONA	JEREZ	PORTIMAO	VILLICUM	MANDALIKA
1 BAUTISTA Alvaro (ESP)	79			<u>10</u> <u>11</u>	3 3	8 6	<u>7</u> 4		3	<u>7</u> 1	7	4 <u>5</u>			
2 BASSANI Axel (ITA)	74	5	<u>8</u> 6	6 6	1	2	2 5	5	3 1	4 3	<u>9</u>	4 5	4		
3 VAN DER MARK Michael (NED)	70	9 4	4	5 8	3 4		5 5	<u>10</u>	3	4	4 4	<u>6</u> 4		1	
4 RINALDI Michael Ruben (ITA)	62	17 8	2	1	3	4		4 6	3 6	3 <u>4</u>	5 4		6 5	6	
5 PONSSON Christophe (FRA)	59	20 3	2	3	1	1		<u>9</u> 5	4 6	2 4	3	5	<u>8</u> 4	2	
6 CRESSON Loris (BEL)	52	27 7	5 3	1 3	1	5 2	6 2	2	5 5	2 2	3	4	1		
7 VINALES Isaac (ESP)	47	32 5	6 6	2 3	1	2	3 1	7 2		1	5 3		3 2		
8 NOZANE Kohta (JPN)	45	34 2	2	1 3	1 2		6	4 4	4	3	1 4	3	2 3	2	
9 GERLOFF Garrett (USA)	41	38 4			<u>9</u> 3	3	<u>15</u>			4	1		2 3	1	
10 DAVIES Chaz (GBR)	40	39 1		9 7		1	4 5	4		3 3	3			1	
11 RABAT Tito (ESP)	40	39 0			1 1 3	4	2	2	<u>6</u> <u>7</u>				7	<u>7</u>	
12 REDDING Scott (GBR)	39	40 1	7	1		<u>7</u>	1 3	1 1	1		2 3	<u>8</u>	1 1	2	
13 LOCATELLI Andrea (ITA)	38	41 1	4 7	7	2		2 1	3		2	7	2 1			
14 RAZGATLIOGLU Toprak (TUR)	36	43 2	7	1		1	<u>12</u> 5	1	5 2	1				1	
15 FOLGER Jonas (GER)	32	47 4	2 <u>10</u>					5	2	2 2	1		4 4		
16 MERCADO Leandro (ARG)	24	55 8	4				4 3		1	2 2 2			4 2		
17 SYKES Tom (GBR)	20	59 4	6				13		1						
18 LAVERTY Eugene (IRL)	19	60 1			<u>7</u>	2							3 3	4	
19 REA Jonathan (GBR)	13	66 6										1	<u>9</u>	3	
20 HASLAM Leon (GBR)	13	66 0		2 3		1			4					3	
21 LOWES Alex (GBR)	13	66 0	2	2	1	1 4		1	2						
22 CAVALIERI Samuele (ITA)	11	68 2			1						3	2	3	2	
23 URIBE Jayson (USA)	10	69 1						2	3 5						
24 MAHIAS Lucas (FRA)	8	71 2	5			1					2				

16/10/2021

These data/results cannot be reproduced, stored and/or transmitted in whole or in part by any manner of electronic, mechanical, photocopying, recording, broadcasting or otherwise now known or herein after developed without the previous express consent by the copyright owner, except for reproduction in daily press and regular printed publications on sale to the public within 60 days of the event related to those data/results and always provided that copyright symbol appears together as follows below.

© DORNA WSBK ORGANIZATION Srl 2021

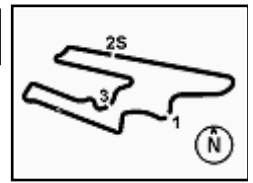
FICR PERUGIA TIMING



Official Tyre Supplier



Official Timekeeper



Motul Argentinean Round, 15-17 October 2021
Hyundai N-spired Award Race 1

San Juan Villicum Circuit 4.276 m

2 / 2

	Points	Points From First	Points From Previous	May 23 ARAGON	May 30 ESTORIL	June 13 MISANO	July 4 DONINGTON	July 25 ASSEN	August 8 MOST	August 22 NAVARRA	September 5 MAGNY-COURS	September 19 BARCELONA	September 26 JEREZ	October 3 PORTIMAO	October 16 VILLICUM	November 21 MANDALIKA		
25 EPIS Lachlan (AUS)	8	71	0									2	3	3				
26 BAZ Loris (FRA)	7	72	1										1	6				
27 FRITZ Marvin (GER)	5	74	2						2				2	1				
28 MANTOVANI Andrea (ITA)	5	74	0					2	1				1	1				
29 URAMOTO Naomichi (JPN)	4	75	1							4								
30 SOLORZA Marco (ARG)	3	76	1												3			
31 RIBODINO Luciano (ARG)	1	78	2												1			

16/10/2021
These data/results cannot be reproduced, stored and/or transmitted in whole or in part by any manner of electronic, mechanical, photocopying, recording, broadcasting or otherwise now known or herein after developed without the previous express consent by the copyright owner, except for reproduction in daily press and regular printed publications on sale to the public within 60 days of the event related to those data/results and always provided that copyright symbol appears together as follows below.
© DORNA WSBK ORGANIZATION Srl 2021

